

Dynamics 365 SCM Inventory On-hand Mobile app

Presenter:

Yufei Huang - Dynamics 365 SCM Senior Product Manager

Q&A:

Hiren Naik - Dynamics 365 SCM FastTrack Senior Solution Architect

Jitong Liu - Dynamics 365 SCM Software Engineer



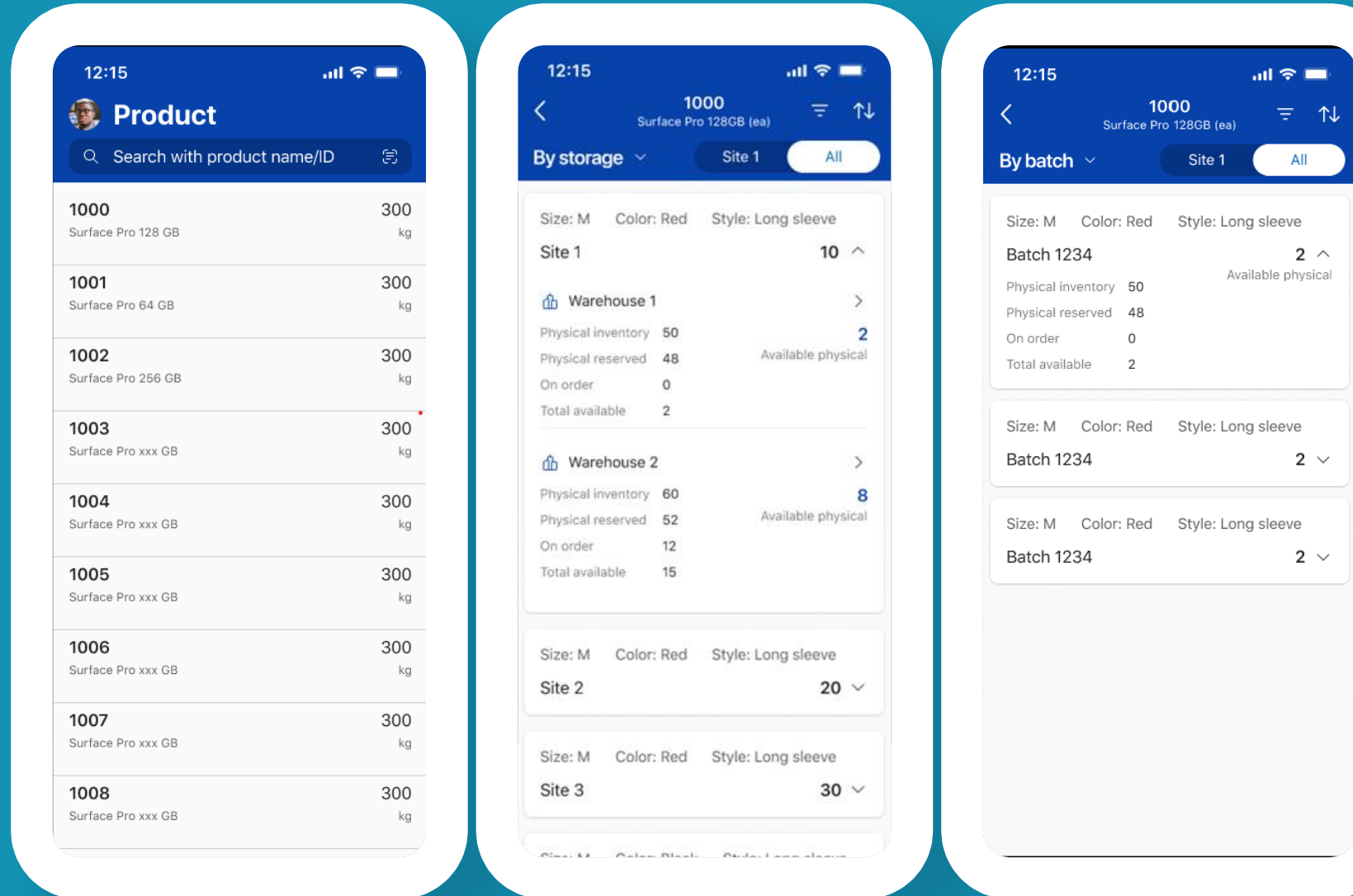
Agenda

- Introduction
- Demo
- How-to setup
- Licensing
- Q&A

Introduction to Inventory On-hand Mobile app

View and manage inventory with a new mobile app

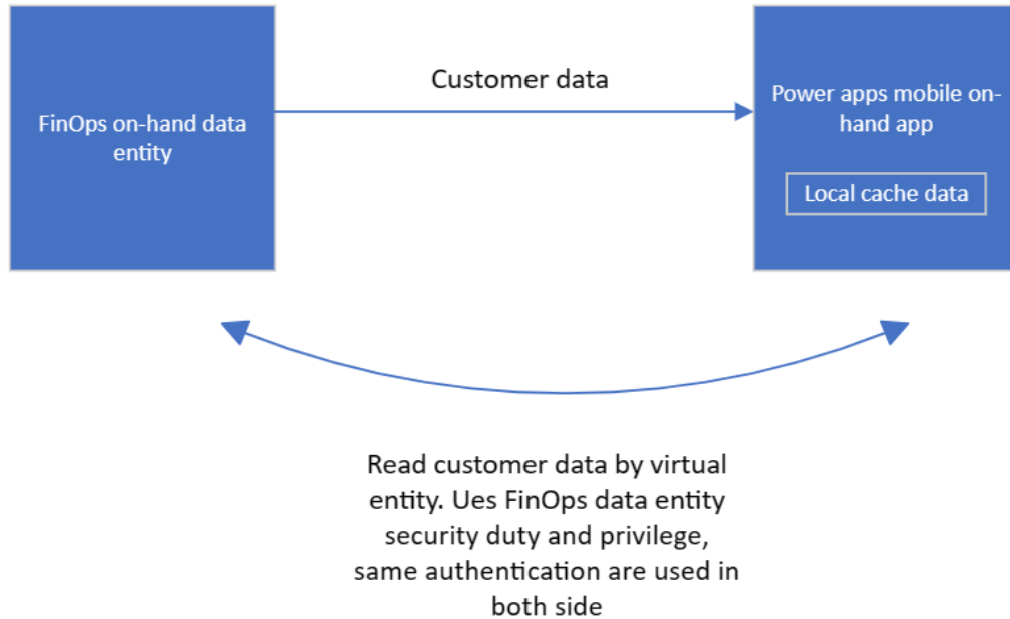
- **Dynamics 365 SCM Inventory Management** based app
- 360 degree review of inventory by key dimensions, batches and storage locations
- Cross-entity inventory onhand
- View by default site&warehouse or search across all sites and warehouses
- Compatible with WHS items



Inventory on-hand mobile app

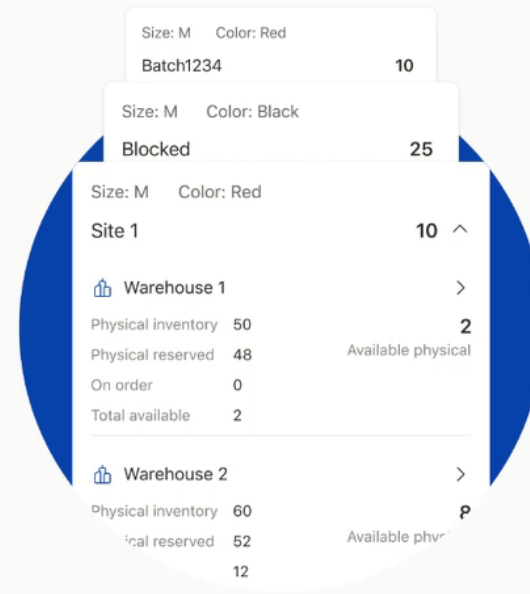
- Built on canvas power app framework
- Allow you to make extension (i.e. add additional dimensions)
- Datasource: use virtual entity in dataverse that connects with Dynamics 365 SCM onhand inventory
- Security: inherited from user's Dynamics 365 SCM's security. If you can access the inventory onhand list in Dynamics 365 SCM, you can access the app data.

Virtual entities used for the app



```
Source/Metadata/ApplicationSuite/Foundation
└─ AxDataEntityView
    └─ </> InventAvailPhysicalAggregateMobileEntity.xml (+)
    └─ </> InventInventoryOnHandMobileEntryEntity.xml (+)
    └─ </> InventInventoryOnHandMobileRequestEntity.xml (+)
    └─ </> InventSiteAndWarehouseMobileEntity.xml (+)
    └─ AxEnum
```

360 degree inventory



Gain a 360 degree perspective on your inventory

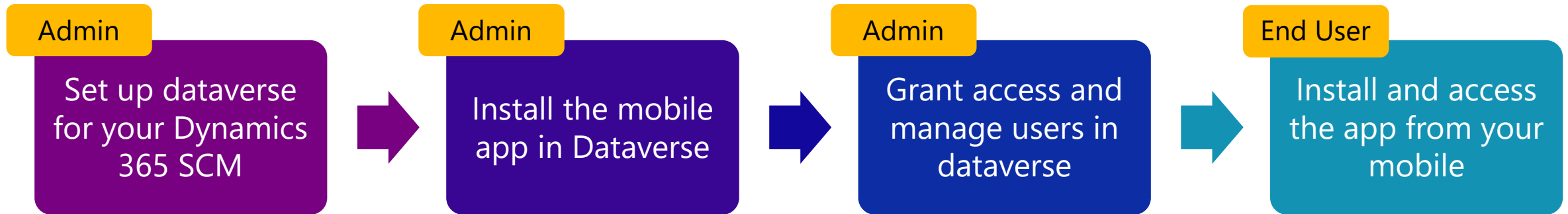
View inventory by storage, by batch, and by status.



Next

Function demo

Set up Inventory On-hand Mobile app



Version requirement

- Dynamics 365 SCM (FinOps) environment - version **10.0.38** or higher
- Generally available from February 2nd

Set up dataverse for your Dynamics 365 SCM

- First-time dataverse set up instruction:

<https://learn.microsoft.com/en-us/dynamics365/supply-chain/inventory/inventory-onhand-mobile-app?source=docs#set-up-dataverse-for-your-supply-chain-management-environment>

Power Platform admin center

Environments > ivdev-pm-202209

Details

Environment URL operations-ivdev-pm-202209.crm3.dynamics.com	State Ready	Region Canada	Refresh cadence Frequent
Type Production	Security group Not assigned	Organization ID 69293a2c-3ad1-46d5-9249-648afer79e4b	Environment ID 33cf3e0d-8198-e60f-b797-a2c53d4d89f2

Finance and Operations URL
<https://ivdev-pm-202209.sandbox.operati...>

Auditing

Auditing enabled No	Retain audit logs for Forever	Free up capacity Delete audit logs
------------------------	----------------------------------	---------------------------------------

Version

Dataverse version
9.2.23121.00166

Updates

2023 release wave 2
On
[See what's new in the release Deployment Schedule](#)

Once successfully set up, you will be able to manage and see the link between DV and FinOps environments here

Power Platform admin center

Environments > ivdev-pm-202209 > Settings > Features

Power Apps component framework for canvas apps

Follow this navigation to enable the Power Apps component framework for canvas apps feature

Dataverse search

Copilot

AI Builder

Embedded content

Communications

Hosted RPA

Enhanced desktop flow schema

Install the mobile app in Dataverse for your company

- Installation set-up instruction:

<https://learn.microsoft.com/en-us/dynamics365/supply-chain/inventory/inventory-onhand-mobile-app?source=docs#install-in-dataverse>

Find the app on App Source
Click Get it now

Power Platform admin center
Environments > ivdev-pm-202209 > Dynamics 365 apps
Check the status of Dynamics 365 apps and manage them across your org. [Learn more](#)

Name ↑	Status	Publisher
Dynamics 365 Customer Voice	Installed	Microsoft Dynamics 365
Dynamics 365 Inventory On-hand Mobile Application	Installed	Microsoft Dynamics 365
Dynamics 365 Inventory Visibility	Installed	Microsoft Dynamics 365

Power Platform admin center
To manage Power Apps and Power Automate resources, select a resource.

Dynamics 365 apps
See which apps are available to install and configure in your org.

Install Dynamics 365 Inventory On-hand Mobile Application

Name
Dynamics 365 Inventory On-hand Mobile Application

Description
The Inventory On-hand Mobile Application provides an instant view of the on-hand status across facilities. It lets customer view on-hand inventory across facilities, current material reservations, and unreserved on-hand inventory. Customer can also enter...

Publisher
Microsoft Dynamics 365

Select an environment *
ivdev-pm-202209

Select your dataverse environment ID

Install **Cancel**

Grant access and manage users in dataverse

- Share the app and grant access to users

[Inventory On-hand mobile app - Supply Chain Management | Dynamics 365 | Microsoft Learn](#)

The screenshot illustrates the process of sharing a Power App. It is divided into two main parts: the Power Apps environment and the sharing dialog.

Power Apps Environment:

- Option 1:** A red box highlights the three-dot menu icon next to the 'Inventory on-hand mobile app' in the list.
- Option 2:** A red box highlights the 'Share' option in the dropdown menu that appears after clicking the three-dot menu.

Share Inventory on-hand mobile app Dialog:

- Header:** 'Share Inventory on-hand mobile app' with a close button.
- Intro:** 'Add people as Users and Co-owners to your app. Make sure your data connections have been shared with all users.'
- Warning:** 'This app has premium components—consider requesting licenses for your users. People need a Power Apps license to use this app. Add users below, then select Request licenses here to send your admin a licensing request for all listed unlicensed users. **Note:** Only license requests for individual users will be submitted—security groups and distribution lists currently aren't supported. [Learn more about requesting licenses.](#)'
- Success Message:** 'All permission changes were saved successfully'.
- Input Field:** A red box highlights the text input field labeled 'Enter a name, email address, or Everyone'.
- User List:** A list of users with their initials and roles: Jitong Liu (Co-owner), Qiwu Zhou (User), and Yufei Huang (Owner). A red arrow points from the 'Share' option in the Power Apps environment to this dialog.
- Email Message:** A text area for a custom message.
- Include an image:** A section for adding an image to the email.
- Upload:** A button to upload a file.
- Permissions:** A section to 'Select or add a user to set their permissions'.
- Checkbox:** A checked checkbox labeled 'Send an email invitation to new users'.

Install and access the app from your mobile

- Install power app from mobile

<https://learn.microsoft.com/en-us/dynamics365/supply-chain/inventory/inventory-onhand-mobile-app?source=docs#install-and-open-the-inventory-on-hand-mobile-app>

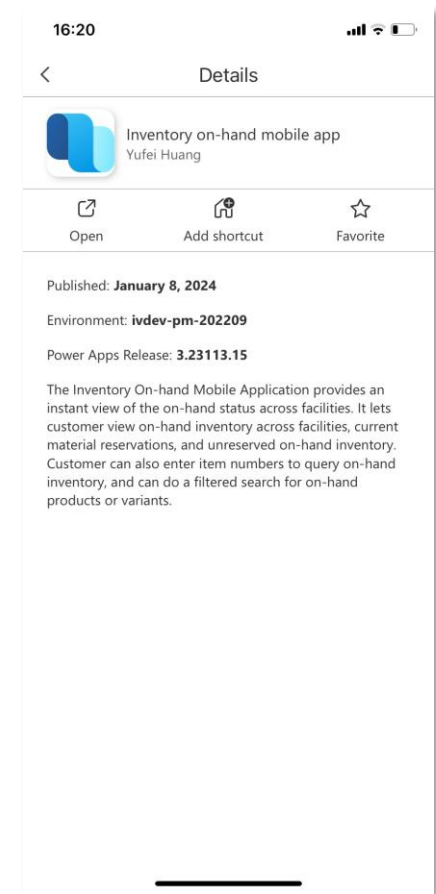
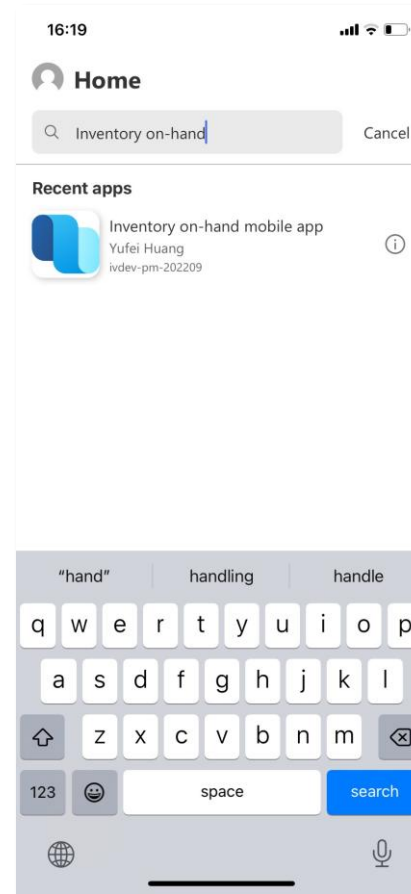
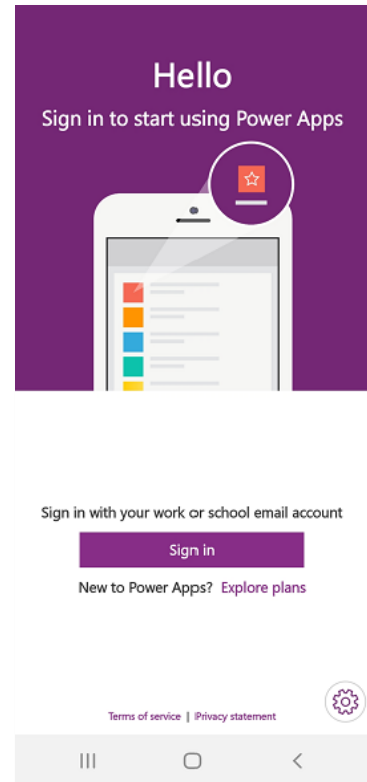

<https://learn.microsoft.com/en-us/power-apps/mobile/run-powerapps-on-mobile>

Install 'power app' app from app store, google play, windows phone, etc

Sign in with power app user account & password

Find the app

Add to favorite



License

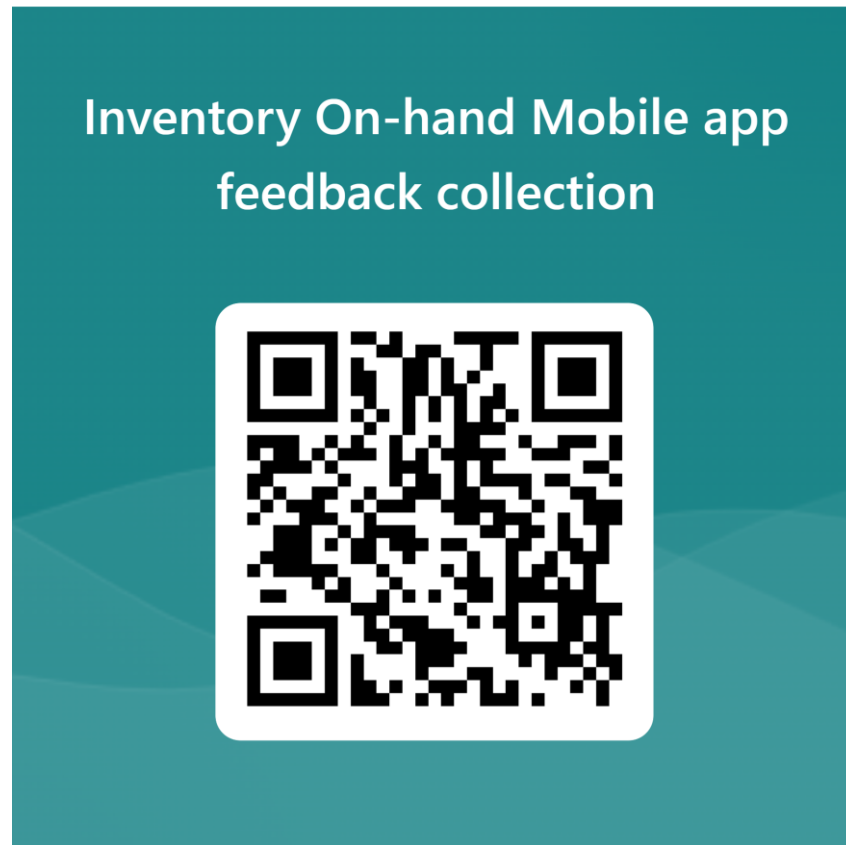
- As a first-party app for Dynamics 365 SCM, you can use the app without additional cost or licenses required for power app if you already hold one of the below licenses:
- **Dynamics 365 for Supply Chain Management**
- **Dynamics 365 for Supply Chain Management Attach**
- **Dynamics 365 for Operations Team members**
- **Dynamics365 for Operations Activity**

Resources

- Public doc: [Inventory On-hand mobile app - Supply Chain Management | Dynamics 365 | Microsoft Learn](#)
- Yammar Group - [\(116\) Viva Engage : Dynamics 365 and Power Platform Preview Programs : D365 SCM Inventory Visibility : All Conversations \(yammar.com\)](#) despite it's not an IV app, please use the same Yammar group
- Raise support ticket via [Microsoft Dynamics Lifecycle Services](#)
- Techtalk published video – LINK TBD

Survey

- <https://forms.office.com/r/pNm6tZyDfb>



Q&A

Dankie

Faleminderit

Shukran

Chnorakaloutioun

Hvala

Blagodaria

Děkuji

Tak

Dank u

Tānan

Kiitos

Merci

Danke

Ευχαριστώ

A dank

Mahalo

ἰδιῶ.

Dhanyavād

Köszönöm

Takk

Terima kasih

Grazie

Grazzi

Thank you!

감사합니다

Paldies

Choukrane

Ačĭū

Благодарам

ありがとうございました

谢谢

Баярлалаа

Dziękuję

Obrigado

Mulțumesc

Спасибо

Ngiyabonga

Ďakujem

Tack

Nandri

Kop khun

Teşekkür ederim

Дякую

Хвала

Diolch