

Unified Admin Experience for Finance and Operations

Presenter(s):

Lane Swenka
Saurabh Kuchhal

Moderator(s)/Q&A:

Suresh Kotapalle
Andreea Bunduc



TechTalk Series


- *Session 1 - Unified Admin Experience*
- *Session 2 – Unified Dev Experience*
- *Session 3 – Unified Dev ALM*

Agenda

- Power Platform Admin Center (PPAC)
- License, Roles & Permissions
- Environment Management
- App Management
- Q&A

Power Platform Admin Center

Lane

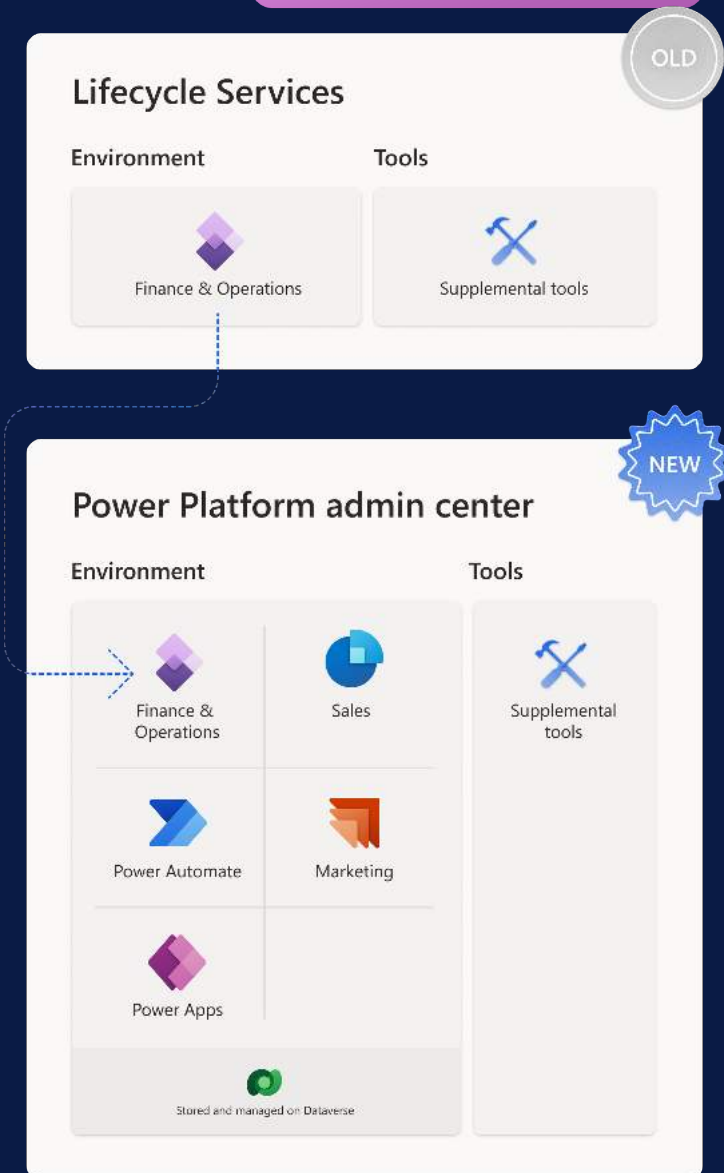


One Admin, One Admin Center

Public Preview

Finance and Operations runs on Dataverse

- Provides for a unified **environment lifecycle** as well as **application lifecycle**
- **Single admin portal** for managing low-code as well as business applications
- Robust automation support in **Connectors, CLI, PowerShell, and REST APIs**



Walkthrough – Power Platform Admin Center

- ☰
- 🏠 Home
- 🌐 Environments
- 📁 Environment groups
- 📊 Advisor
- 📈 Analytics
- ⚙️ Billing
- ⚙️ Settings
- 📖 Resources
- 🗣️ Help + support
- 🔗 Data integration
- 📄 Data (preview)
- 📄 Policies
- ⚙️ Admin centers



+ Add cards Share feedback

Message center

11 unread messages

- 📦 Power Platform - Customer-Managed Key (CMK) encrypted with Azure Key Vault Managed HSM key is now available
- 📄 [10.0.39 Release-2] Finance and Operations - Notification for New Proactive Quality Update Release Train Schedule
- 📦 Power Platform - Modern hierarchy security setting redirection from Dynamics 365 portal to Power Platform admin center
- 📄 Power Platform - Public Preview of solution-aware cloud flow sharing limits in Managed Environments

Show all

Service health

Documentation

- Home
- Environments
- Environment groups
- Advisor
- Analytics
- Billing
- Settings
- Resources
- Help + support
- Data integration
- Data (preview)
- Policies
- Admin centers



+ Add cards Share feedback

Message center

11 unread messages

Critical notifications

- Power Platform - Customer-Managed Key (CMK) encrypted with Azure Key Vault Managed HSM key is now available
- [10.0.39 Release-2] Finance and Operations - Notification for New Proactive Quality Update Release Train Schedule**
- Power Platform - Modern hierarchy security setting redirection from Dynamics 365 portal to Power Platform admin center
- Power Platform - Public Preview of solution-aware cloud flow sharing limits in Managed Environments

Show all

Service health

Documentation

- Home
- Environments**
- Environment groups
- Advisor
- Analytics
- Billing
- Settings
- Resources
- Help + support
- Data integration
- Data (preview)
- Policies
- Admin centers

+ New Refresh Recently deleted environments

Search

Environments

An env... your organization's business data, apps, chatbots, and flows. When an environment is managed, it allows you greater visibility and control.

Environment Management

			State	Dataverse	Managed	Region	Created on
NewSandbox	...	Sandbox	Ready	Yes	No	United States	05/13/2024 9:4
Lane2	...	Sandbox	Ready	Yes	No	United States	05/12/2024 11
ppapi-station5	...	Sandbox	Ready	No	No	Asia	04/24/2024 11
IgnitePreview	...	Sandbox	Ready	No	No	Preview (United Stat...	11/07/2023 4:3
FinanceDevNAM	...	Sandbox	Ready	Yes	Yes	United States	09/08/2023 10
swenkatier2ppi	...	Sandbox	Ready	Yes	Yes	United States	04/26/2023 5:1
Immobiliere Global, LLC. (defa...	...	Default	Ready	Yes	No	United States	11/09/2016 1:0

- Home
- Environments
- Environment groups
- Advisor**
- Analytics
- Billing
- Settings
- Resources
- Help + support
- Data integration
- Data (preview)
- Policies
- Admin centers

Advisor

View recommendations for issues that may be impacting the health status of your tenant.

AI-Powered Recommendations

	Source	Scope
22 app(s) have not been used in last 60 days	Advisor	App

- Home
- Environments
- Environment groups
- Advisor
- Analytics
- Billing**
- Settings
- Resources
- Help + support
- Data integration
- Data (preview)
- Policies
- Admin centers


Licenses

Summary | Environments | Intelliaent recommendations (Preview)

License utilization

This page is displaying a summary of environments in your tenant requiring licensing attention. This is a preview feature. [Learn more](#)

License requests
Power Apps



There are no license requests

Product

Power Apps

Power Apps licensing summary
Displaying information from the last 30 days. Last updated: 05/12/2024 9:46:27 PM

License type	Active users	Users launching prem...	Assigned licenses	Purchas...
D365	1	0	4	20
M365	0	0	4	4

- Home
- Environments
- Environment groups
- Advisor
- Analytics
- Billing
- Settings
- Resources**
- Help + support
- Data integration
- Data (preview)
- Policies
- Admin centers

Capacity

Summary | Dataverse | Microsoft Teams | Add-ons | Trial | Finance and operations

Storage and add-on management

See what Microsoft Power Platform requests that could impact your capacity. [Learn more](#)

Storage capacity usage

✓ You have available capacity across all storage types. [Learn more about managing capacity.](#)

Database
 10.34 of 15 GB used | 31.08% available

File
 16.43 of 60 GB used | 72.62% available

Log
 0 of 2 GB used | 100% available

✓ [Learn more](#) about this reporting and how it will impact your organization in the future.

Finance and operations Database
 8.79 of 140 GB used | 93.72% available

Finance and operations File
 0.45 of 120 GB used | 99.63% available

Storage capacity, by source [View self-service sources](#)

Source	Database	Log	File
Org (tenant) default ⓘ	10 GB	2 GB	20 GB
User licenses ⓘ	5 GB >	N/A	40 GB
Additional capacity	0 MB	0 MB	0 MB
Total	15 GB	2 GB	60 GB

- Home
- Environments
- Environment groups
- Advisor
- Analytics
- Billing
- Settings
- Resources
- Help + support**
- Data integration
- Data (preview)
- Policies
- Admin centers

Help + support

Support tickets

Support requests Known issues Service health

Status

Open tickets (default) ▾

Welcome to the Power Platform support portal
If you have questions or need support to resolve an issue, create a new support request. [Learn more](#)

New support request

- Home
- Environments
- Environment groups
- Advisor
- Analytics
- Billing
- Settings
- Resources
- Help + support
- Data integration
- Data (preview)
- Policies**
 - Data policies
 - Tenant isolation
 - Customer Lockbox
 - Enterprise policies
 - Billing policies

Data policies

Create **Governance** within your org (tenant). [Learn more](#)

Name	Scope	Applied to	Created by	Created	Modified by	Modified
BlockDV	Org (tenant)	FinanceDevNAM	Lane Swenka	2/29/2024	Lane Swenka	4/17/2024
WeatherPolicy	Org (tenant)	2 environments	Lane Swenka	1/31/2024	Lane Swenka	5/3/2024
SQL	Org (tenant)	ppapi-station5	Lane Swenka	3/5/2024	Lane Swenka	4/25/2024

Programmability at scale

Available Now!

Power up the IT admins!

- Power Platform API – the foundation of the management automation APIs
- Tools that meet Admins where they are:
 - **PowerShell** – the defacto admin utility
 - **PAC CLI** – used by admins who also do development
 - **Connectors** – leverage Power Automate or Azure LogicApps for advanced workflows
- **Service Principal** authentication is supported and encouraged!


Check out the documentation-

<https://aka.ms/ProgrammabilityExtensibilityHome>

Licenses, roles, and permissions

Lane





Manage who can create environments

Available Now!

Limit to administrators

By default, anyone in your tenant can create environments.

However, it is recommended to restrict this to administrative roles and build a workflow for environment requests.

Power Platform admin center

Home

Environments

Environment groups

Advisor

Analytics

Billing

Settings

Resources

Help + support

Data integration

Data (preview)

Policies

Admin centers

Welcome, Lane

The Power Platform admin center is the place to manage users, environments, policies, and more.

Add cards Share feedback

Message center

11 unread messages

Power Platform - Customer-Managed Key (CMK) encrypted with Azure Key Vault Managed HSM key is now available

[10.0.39 Release-2] Finance and Operations - Notification for New Proactive Quality Update Release Train Schedule

Power Platform - Modern hierarchy security setting redirection from Dynamics 365 portal to Power Platform admin center


Power Platform - Public Preview of solution-aware cloud flow sharing limits in Managed Environments

Show all

Service health

Documentation

Assign Service-Level Administrators



Available Now!

Managed in Entra / M365

Go to M365 Admin Center-> User
<https://admin.microsoft.com/>

Assign: **Dynamics 365 Administrator**
Can: Manage Trials, Sandbox, Production environments. Install apps, manage environment settings, manage environment groups.

Assign: **Power Platform Administrator**
Can: Everything in D365 Admin + Manage Developer and Teams type environments. Manage tenant settings, governance policies, and billing.

Power Platform admin center

New environment ODDP-UnoDev-UI-1 has been successfully created

Environments

An **environment** is a space to store, manage, and share your organization's business data, apps, chatbots, and flows. When an environment is **managed**, it allows you greater visibility and control.

Environment	Type	State	Dataverse	Managed	Region	Release Cycle	Created on	Created by	Last activity
ODDP-UnoDev-UI-1	Sandbox	Ready	Yes	No	United States	Standard	05/09/2024 2:22 PM	Sarath Kuthi	05/09/2024 2:22 PM

Feedback

3:13 PM 5/9/2024

Service-Level Admins vs Environment Admins



Available Now!

Security-scoped experiences

Service Admins have a tenant-wide view of the environments and their resources. They may not have explicit access to every environment's data, although they can add themselves to any environment for break-glass scenarios.

Environment admins only see and manage the instances they own.

Power Platform admin center

+ New Refresh Recently deleted environments Search

Environments

An [environment](#) is a space to store, manage, and share your organization's business data, apps, chatbots, and flows. When an environment is [managed](#), it allows you greater visibility and control.

Environment	Type	State	Dataverse	Managed	Region	Created on ↓
NewSandbox	Sandbox	Ready	Yes	No		05/13/2024 9:40
ppapi-station5	Sandbox	Ready	No	No		04/24/2024 11:53
IgnitePreview	Sandbox	Ready	No	No		11/07/2023 4:33
FinanceDevNAM	Sandbox	Ready	Yes	Yes		09/08/2023 10:03
swenkatier2ppi	Sandbox	Ready	Yes	Yes		04/26/2023 5:15
Immobiliere Global, LLC, (defa...	Default	Ready	Yes	No		11/09/2016 1:03



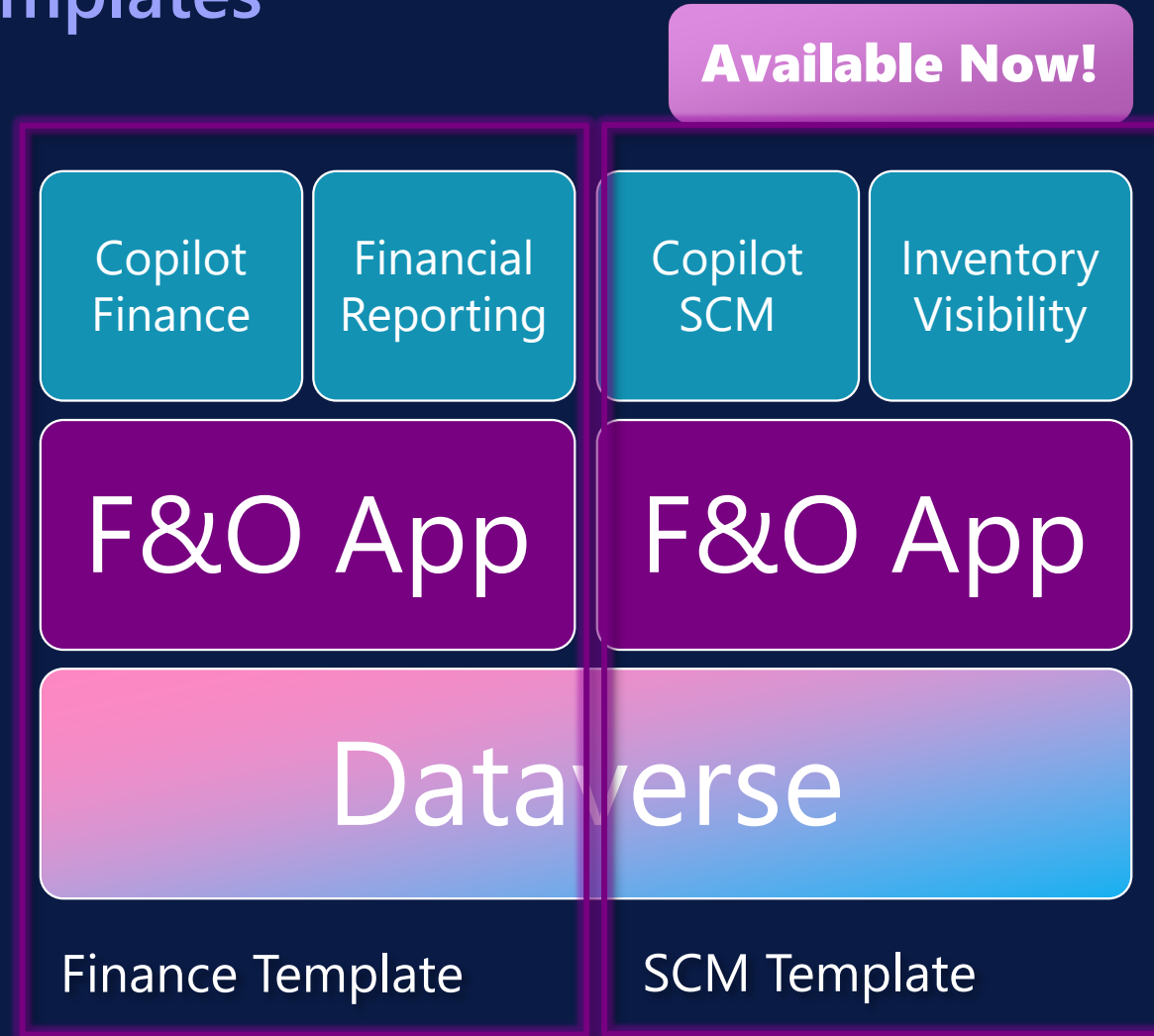
Licenses and templates

Making deployment simpler

Every environment includes Dataverse, low-code apps, flows, and AI chatbot capabilities.

Finance, Supply Chain Management, Project Operations, and Commerce license all provide ability to install the **Finance and Operations app**.

Each license also can include add-ins OOB such as Copilot for Finance with the Finance license.



New environment [Close]

ⓘ This operation is subject to [capacity constraints](#)

Name *
Choose a name


Group Please fill out this field.
Choose a group

Region *
United States - Default
A local region can provide quicker data access

Type ⓘ *
Trial (subscription-based)

Purpose
Describe the environment's purpose

Add a Dataverse data store? ⓘ
 Yes
Dataverse must always be added for the selected type: Trial (subscription-based)



Capacity-based purchasing model

Available Now!

Deploy what you need,
when you need it.

Instead of purchasing whole environments for fixed monthly fees, and complex Enterprise Agreements that take weeks to process, customers can create environments on demand.

There is no fixed number of environments a customer can have, provided they have at least 1 GB of Dataverse and 1 GB of Operations database capacity as well as file capacity available.

The screenshot displays the Power Platform admin center interface. At the top, there is a navigation bar with the title "Power Platform admin center" and a user profile icon. Below the navigation bar is a main header area with a purple background. On the left side of the header, there is a "Welcome, Lane" message and a sub-header: "The Power Platform admin center is the place to manage users, environments, policies, and more." On the right side of the header, there is an illustration of a computer monitor displaying gears. Below the header, there is a "Message center" section with the heading "11 unread messages". The message center contains four messages:

- Power Platform - Customer-Managed Key (CMK) encrypted with Azure Key Vault Managed HSM key is now available
- [10.0.39 Release-2] Finance and Operations - Notification for New Proactive Quality Update Release Train Schedule
- Power Platform - Modern hierarchy security setting redirection from Dynamics 365 portal to Power Platform admin center
- Power Platform - Public Preview of solution-aware cloud flow sharing limits in Managed Environments

At the bottom of the message center, there is a "Show all" button.

Environment Management

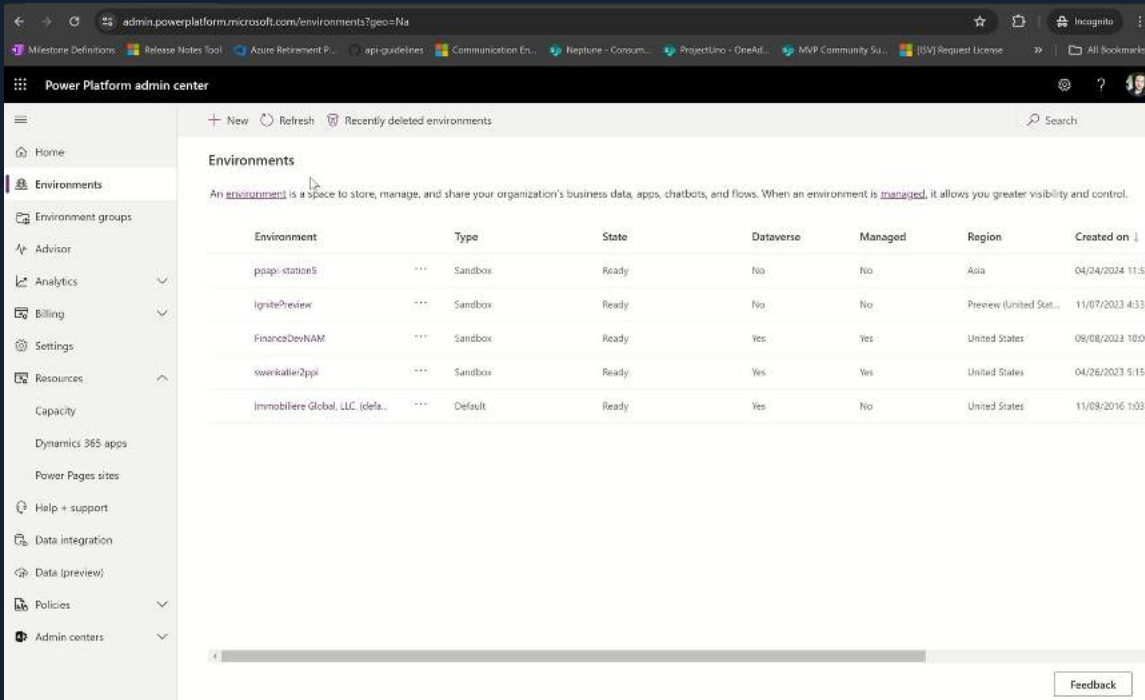
Saurabh



Provision a new environment

Available Now!

User Interface



Advantages

- ✓ Easy
- ✓ Can Delegate to Partners
- ✓ All-in-one environment for D365

Automation

```
PS C:\Users\Taswenka> Add-PowerAppsAccount
WARNING: The names of some imported commands from the module 'Microsoft.PowerApps.AuthModule' include unapproved verbs that might make them less discoverable. To find the commands with unapproved verbs, run the Import-Module command again with the Verbose parameter. For a list of approved verbs, type Get-Verb.
PS C:\Users\Taswenka> |
```

Advantages

- ✓ Create many in parallel
- ✓ Use Service Principal
- ✓ Simplify DevOps processes



Provision new Unified Trial environment (via PPAC UI)

Available Now!

Acquire License

Visit Marketplace in M365 Admin Center

Deploy

- Sign in to <https://admin.powerplatform.microsoft.com>
- Go to Environments. Click New, provide Name, Type as Trial
- Add a Dataverse data store -> Yes
- Select appropriate Security Group
- Enable Dynamics 365 apps -> Yes
- Select template related to trial license you have, such as Project Operations / Finance / SCM (Commerce coming soon)
- Select Save to start the deployment

The screenshot shows the Power Platform admin center interface. The left sidebar contains navigation options like Home, Environments, Environment groups, Advisor, Analytics, Billing, Settings, Resources, Capacity, Dynamics 365 apps, Power Pages sites, Help + support, Data integration, Data (preview), Policies, and Admin centers. The main content area is titled 'Environments' and includes a description: 'An environment is a space to store, manage, and share your organization's business data, apps, chatbots, and flows. When an environment is managed, it allows you greater visibility and control.' Below this is a table with the following data:

Environment	Type	State	Dataverse	Managed	Region	Created on
paapi-station5	Sandbox	Ready	No	No	Asia	04/24/2024 11:52
IgratePreview	Sandbox	Ready	No	No	Preview (United Stat...	11/07/2023 4:33 P
FinanceDevNAM	Sandbox	Ready	Yes	Yes	United States	09/08/2023 10:09
swerkatie2ppi	Sandbox	Ready	Yes	Yes	United States	04/26/2023 5:15 P
Immobilie Global, LLC (defa...	Default	Ready	Yes	No	United States	11/09/2016 1:03 P

Unified admin trials (preview) - Power Platform | Microsoft Learn





Validate Role, License, Capacity

Visit M365 Admin Center for Role and License


Visit Capacity report in Power Platform Admin Center

Deploy

- Open PowerShell in Admin mode
- Identify Azure Region via “Get-AdminPowerAppEnvironmentLocations” in PowerShell
- Construct JSON
 - **DevToolsEnabled = False** (Mark True if creating Developer environment)
 - **DemoDataEnabled = False** (Mark True if need Demo data)
- **Templates** = D365_FinOps_Finance / D365_FinOps_SCM / D365_FinOps_ProjOps
- **DomainName** = For unique Environment Name (DisplayName don't guarantee env URL)
- **LocationName** = Run “Get-AdminPowerAppEnvironmentLocations” to identify location names such as “unitedstates”
- Always deploy on latest Service & Quality Update

[Tutorial: Provision a new environment with an ERP-based template
New-AdminPowerAppEnvironment \(Microsoft.PowerApps.Administration.PowerShell\)](#)

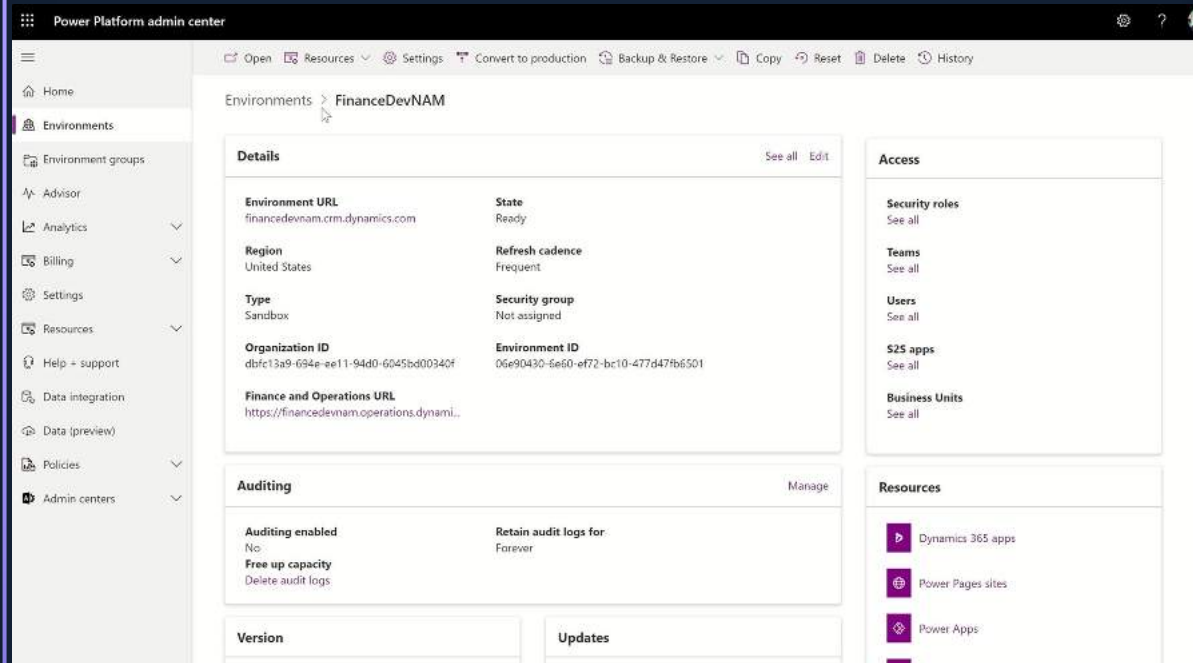
Demo – Create Unified Sandbox/Developer Environment via Powershell



Copy an environment

Available Now!

User Interface

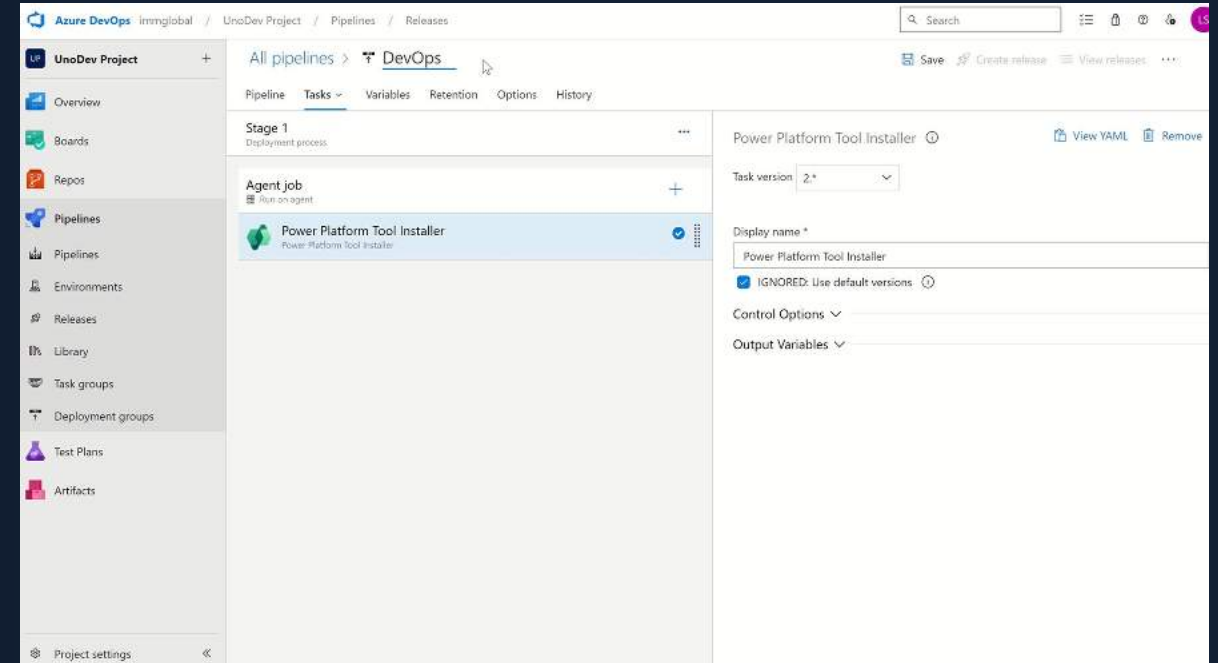


The screenshot shows the Power Platform admin center interface. The 'Environments' section is selected, and the 'FinanceDevNAM' environment is highlighted. A 'Copy' button is visible in the top navigation bar, indicating the process of copying the environment.

Advantages

- ✓ Copies Code & Database
- ✓ Copy LCS to PPAC, or PPAC to PPAC
- ✓ Prod direct to a Developer

Automation



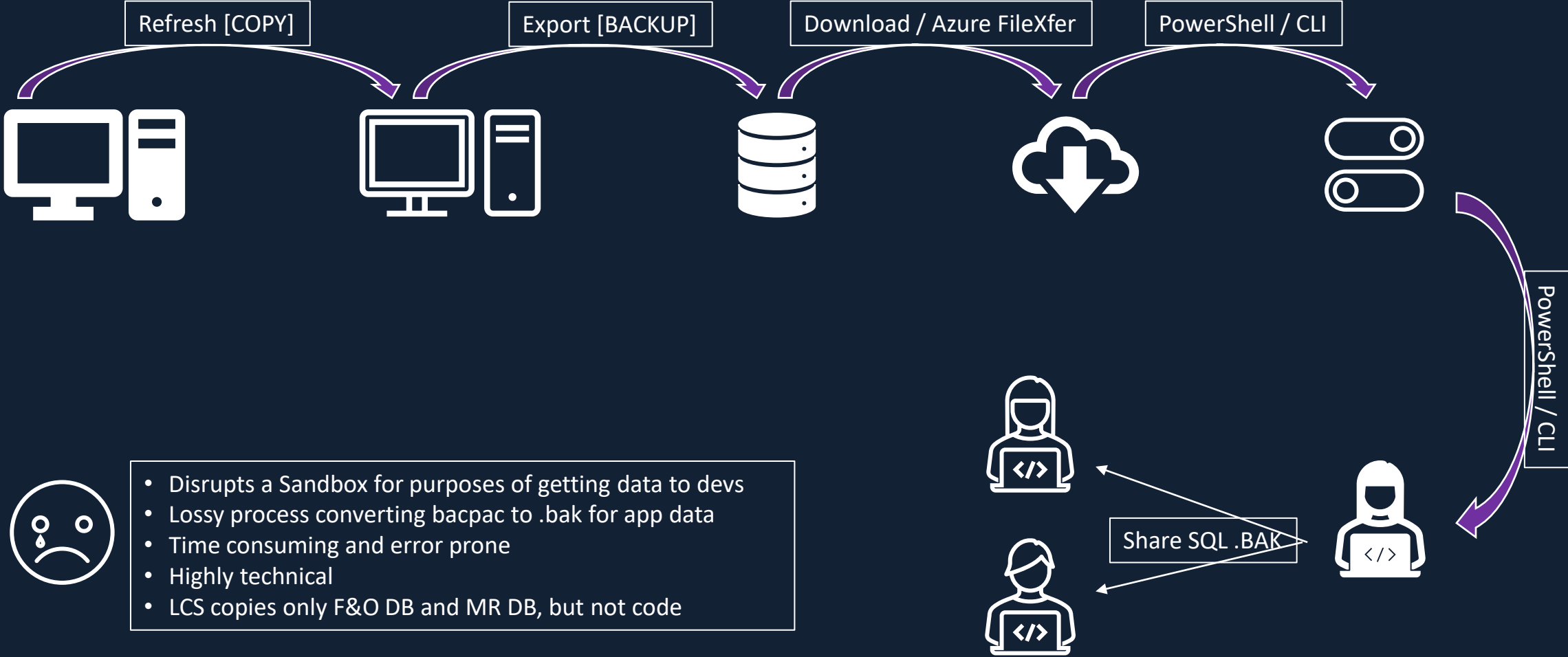
The screenshot shows the Azure DevOps interface. The 'Power Platform Tool Installer' pipeline is configured with an agent job. The configuration includes task version, display name, and control options, demonstrating the automation process.

Advantages

- ✓ Robust DevOps Processes
- ✓ Use Service Principal
- ✓ Minimal Setup Required

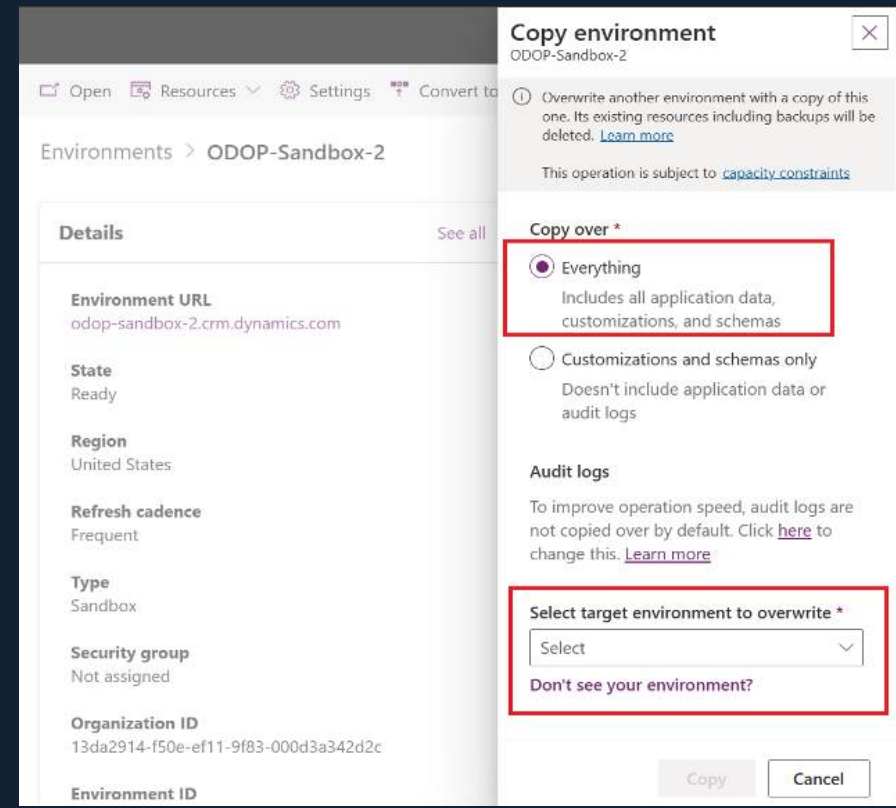
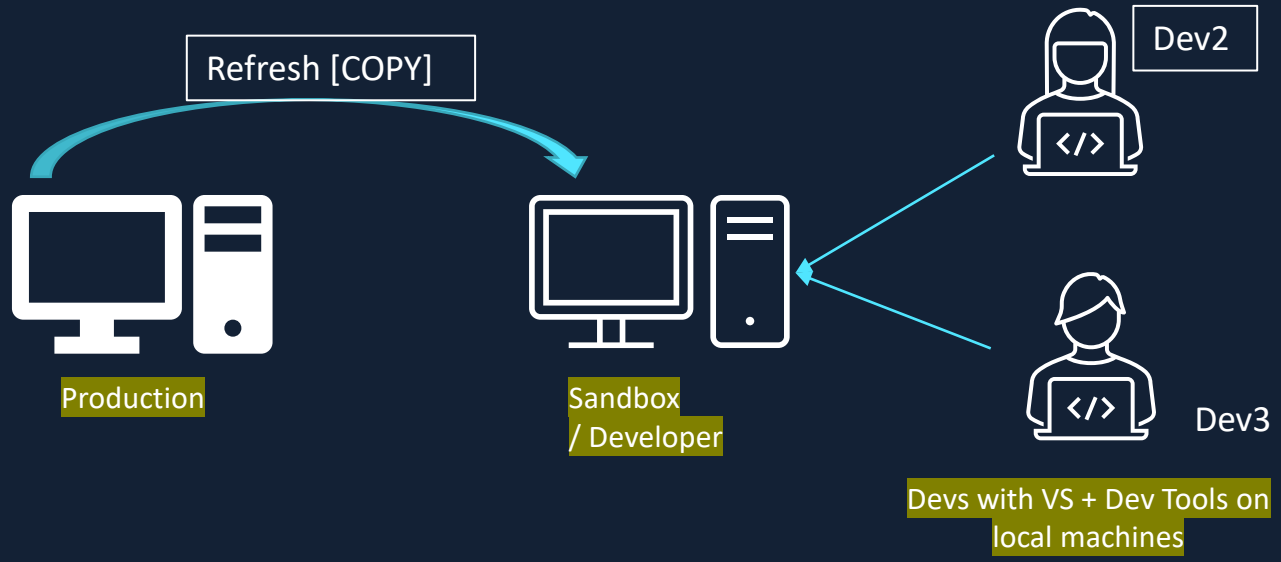


LCS copy was painful...



Simple Copy process in PPAC

Available Now!



- Reimagining CHE as Sandbox with Developer Capability (a.k.a. OnlineDev)
- PPAC copies code and data both | Ready to debug
- Comes as exact replica of the source including the application version, add-ins, ISV, customizations
- Copy across all the data stores (DV DB, DV File, F&O DB, F&O File, MRDB, AxDW)
- Unified experience for building DV solutions, X++ solutions, or a solution that spans both

Demo – Full Copy via PPAC UI

Environments > ODOP-Sandbox-2

Details See all Edit

Environment URL odop-sandbox-2.crm.dynamics.com	State Ready	Region United States	Refresh cadence Frequent
Type Sandbox	Security group Not assigned	Organization ID 13da2914-f50e-ef11-9f83-000d3a342d2c	Environment ID a2686952-ff8a-eb00-9bcc-85bbf95ed417
https://odop-sandbox-2.operations.dynam...			

Auditing Manage

Auditing enabled No	Retain audit logs for Forever	Free up capacity Delete audit logs
-------------------------------	---	--

Version

Dataverse version 9.2.24051.00158

Updates

2024 release wave 1 On See what's new in the release Deployment Schedule
--

Recent operations Full history

Type Edit	Start time 5/13/2024, 3:44:58 PM	End time 5/13/2024, 3:45:03 PM	Initiated by Saurabh Kuchhal
Status Succeeded			

Access

Security roles See all	Teams See all
Users See all	S2S apps See all
Business Units See all	

Resources

Dynamics 365 apps	Power Pages sites
Power Apps	Flows

Generative AI features Edit

Bing Search Allowed

Transaction-less Copy

Why

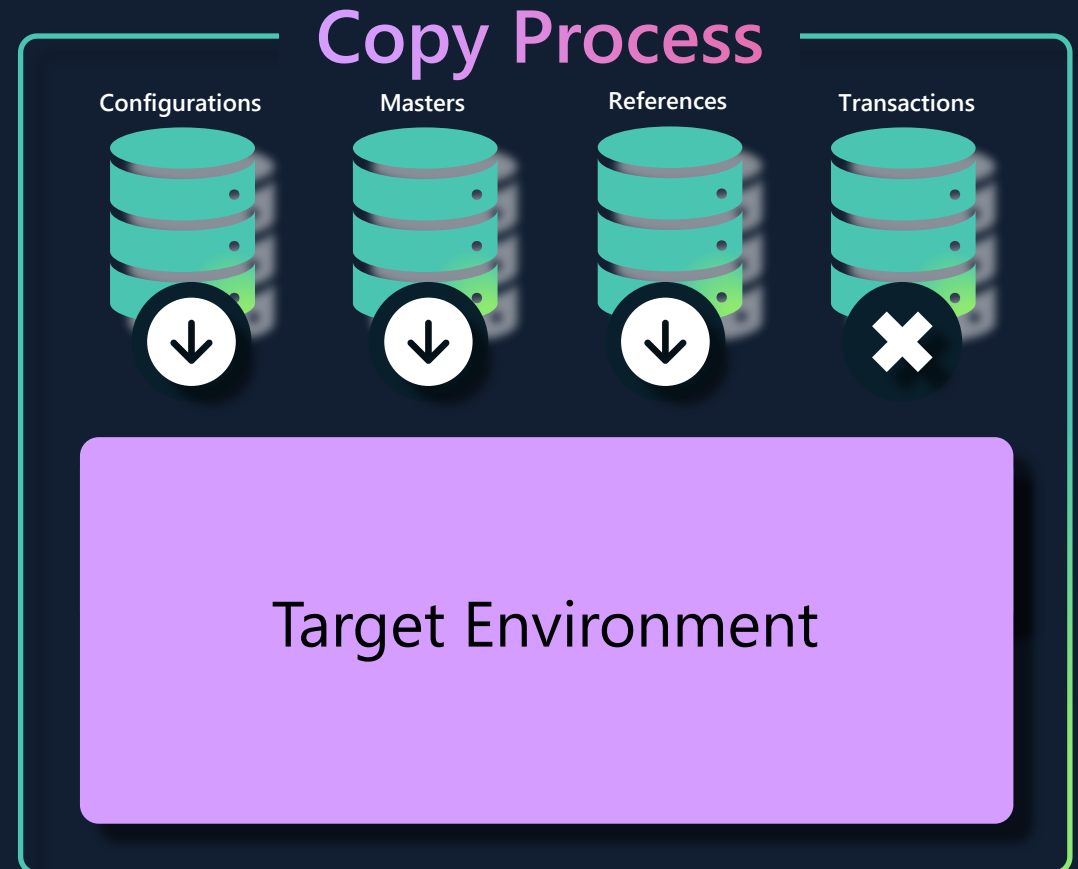
- Provide a tool to reduce extra storage consumption outside of Production
- Reduce unnecessary bloat in test/developer environments

Admins can

- Perform the action via PowerShell to a target unified environment
- Source environment can be unified or from LCS
- Leverage automation in AzDevOps, Logic Apps, Power Automate
- Load sanitized data for use outside of production

Results

- Up to 90% storage reductions
- The larger the source environment, the larger the savings potential





Validate

- Source and Target environment in same region
- Update table group metadata
 - Transaction (4)
 - TransactionHeader (10)
 - TransactionLine (11)
 - Worksheet (9)
 - WorksheetHeader (5)
 - WorksheetLine (6)
 - Staging (12)

Copy

```
$copyToRequest = [PSCustomObject]@  
{  
  SourceEnvironmentId = "<Source Environment Id GUID>"  
  CopyType = "FullCopy"  
  SkipAuditData = 'true'  
  ExecuteAdvancedCopyForFinanceAndOperations = 'true'  
}
```

[Tutorial: Copy a Lifecycle Services environment to a unified environment](#)
[Copy-PowerAppEnvironment \(Microsoft.PowerApps.Administration.PowerShell\)](#)

Demo – Transaction-less Copy via PowerShell

Environments > ODOP-Sandbox-2

Details See all Edit

Environment URL odop-sandbox-2.crm.dynamics.com	State Ready	Region United States	Refresh cadence Frequent
Type Sandbox	Security group Not assigned	Organization ID 13da2914-f50e-ef11-9f83-000d3a342d2c	Environment ID a2686952-ff8a-eb00-9bcc-85bbf95ed417
https://odop-sandbox-2.operations.dynam...			

Auditing Manage

Auditing enabled No	Retain audit logs for Forever	Free up capacity Delete audit logs
-------------------------------	---	--

Version

Dataverse version
9.2.24051.00158

Updates

2024 release wave 1
On
[See what's new in the release](#)
[Deployment Schedule](#)

Recent operations Full history

Type	Start time	End time	Initiated by
Edit	5/15/2024, 3:48:57 PM	5/15/2024, 3:51:19 PM	Saurabh Kuchhal
Status Succeeded			

Access

Security roles See all	Teams See all
Users See all	S2S apps See all
Business Units See all	

Resources

Dynamics 365 apps	Power Pages sites
Power Apps	Flows

Generative AI features Edit

Bing Search
Allowed

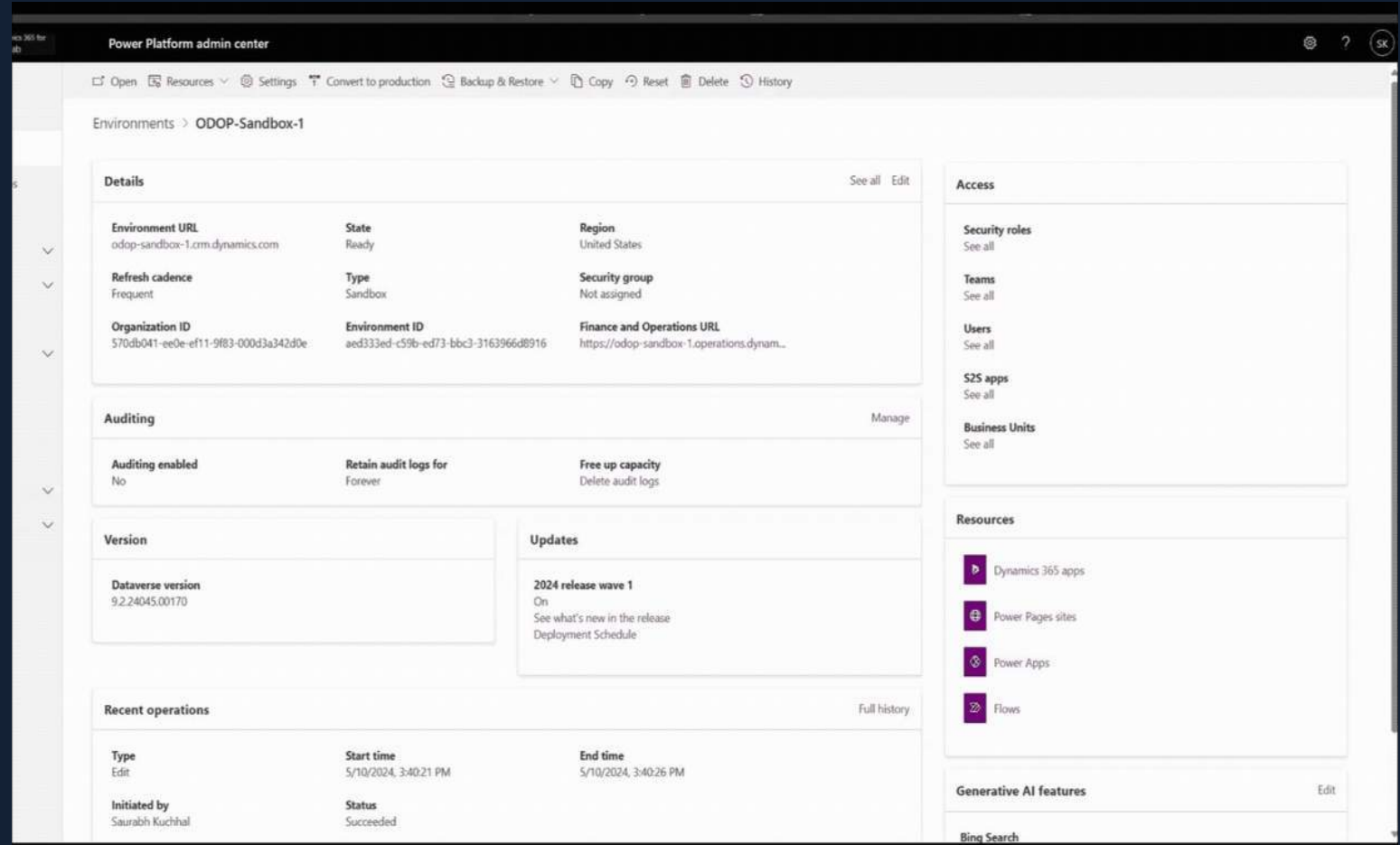
Maintenance / Administrative mode (via PPAC UI)

Available Now!

Make License configuration changes

Only Admins or Maintenance mode user role can sign into the system

Required for License configuration changes



Administration mode - Power Platform | Microsoft Learn

Backup (via PPAC UI)

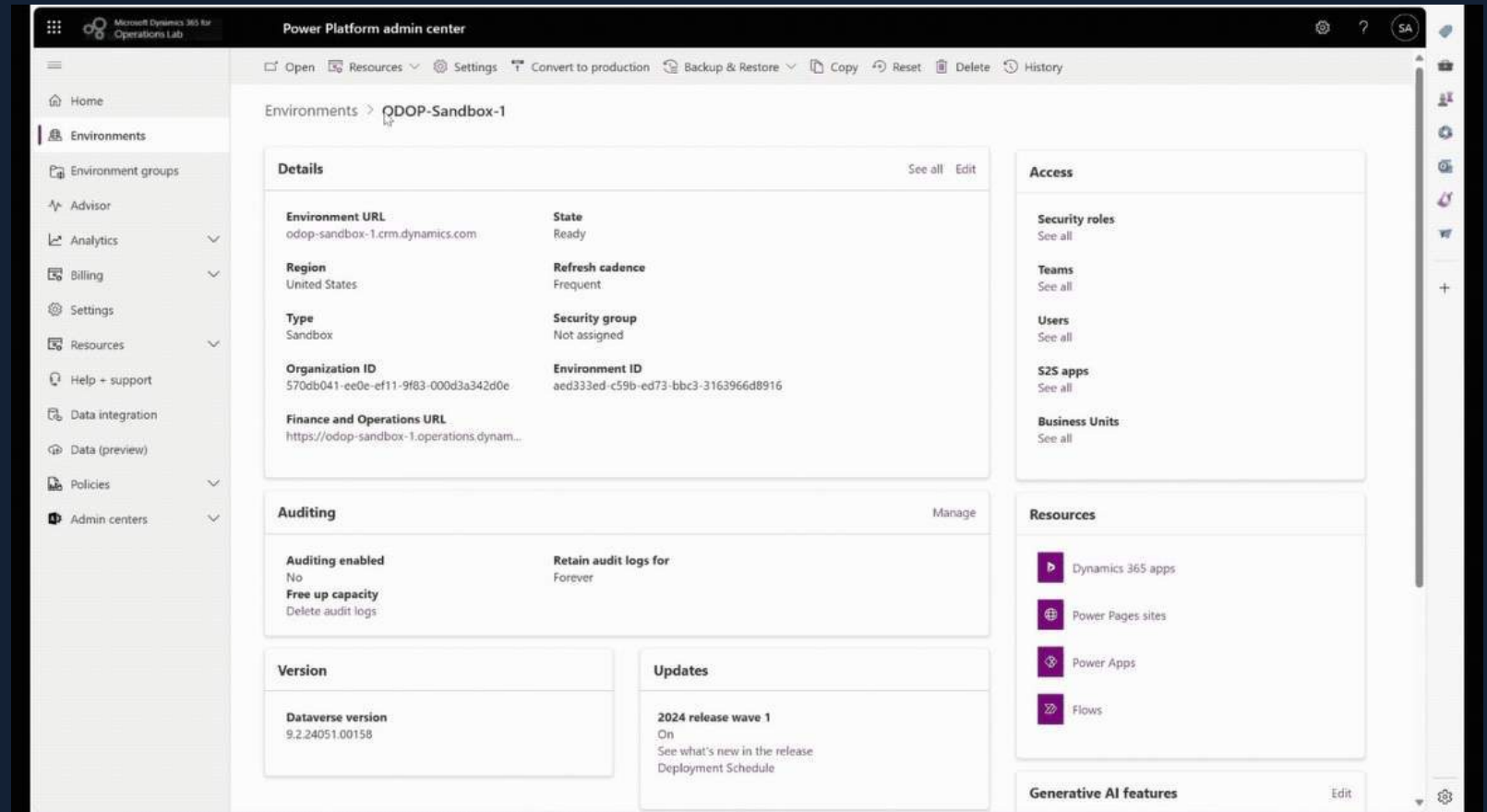
Coming soon

Backup

System backups available for Production (28 days) and Sandbox environments (7 days)

Manual backups are initiated by users

- Go to Environments, select an environment, and then select Backups & Restore > Create manual backup.
- Fill in the information, and then select Create.



[Back up and restore environments - Power Platform | Microsoft Learn](#)

Restore (via PPAC UI)

Coming soon

Restore

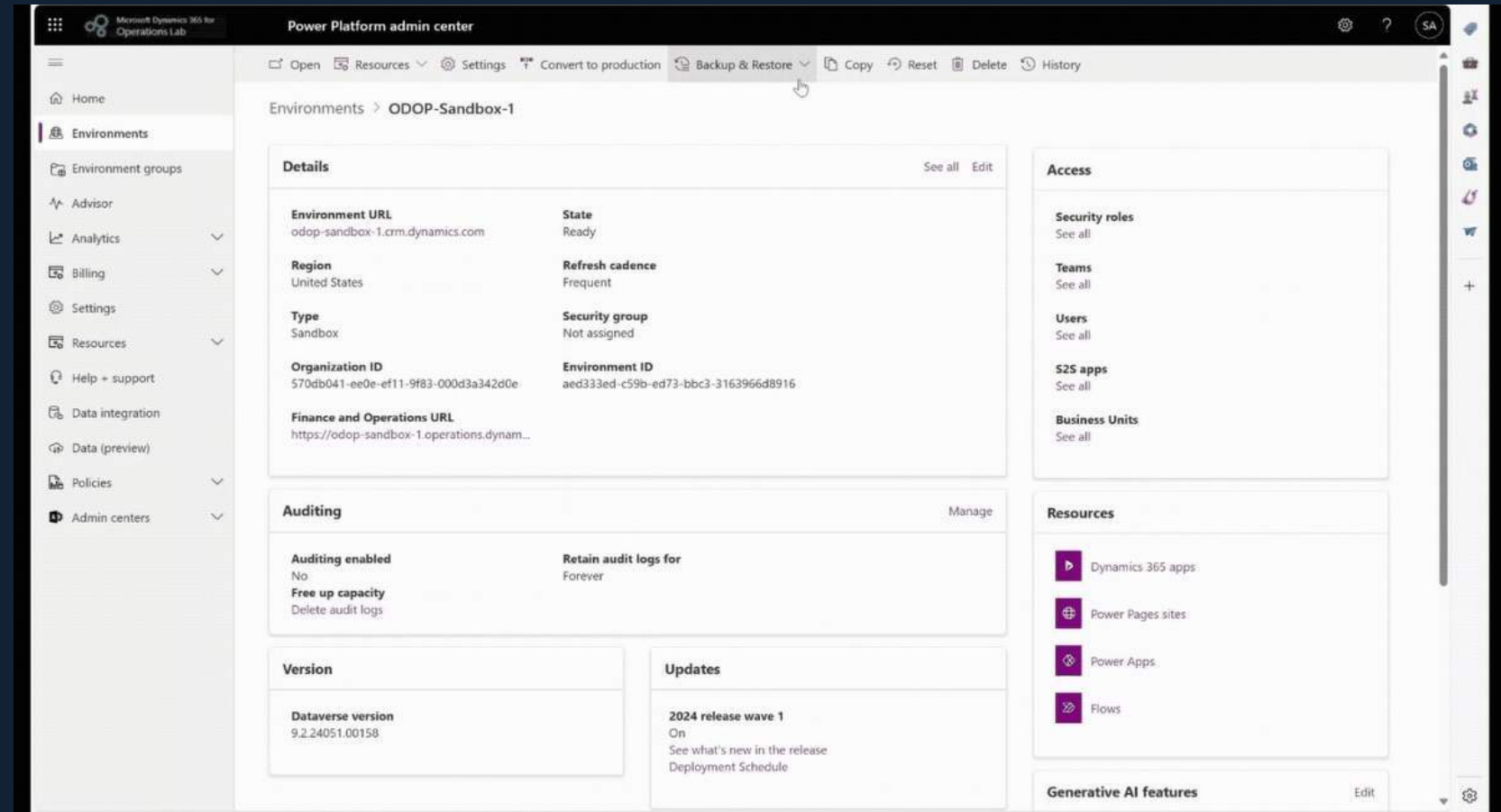
Go to Environments, select an environment, and then select Backups & Restore > Restore or manage.

- On the **System** tab, look for available system backups by selecting a date and time. Select Continue.
- On the **Manual** tab, select a manual backup, and click Restore. Select whether you want to include audit logs.

Select a target environment to overwrite, and then select Restore.

Confirm that you want to overwrite the environment.

Both code and data are restored.



[Back up and restore environments - Power Platform | Microsoft Learn](#)

Delete (via PPAC UI)

Available Now!

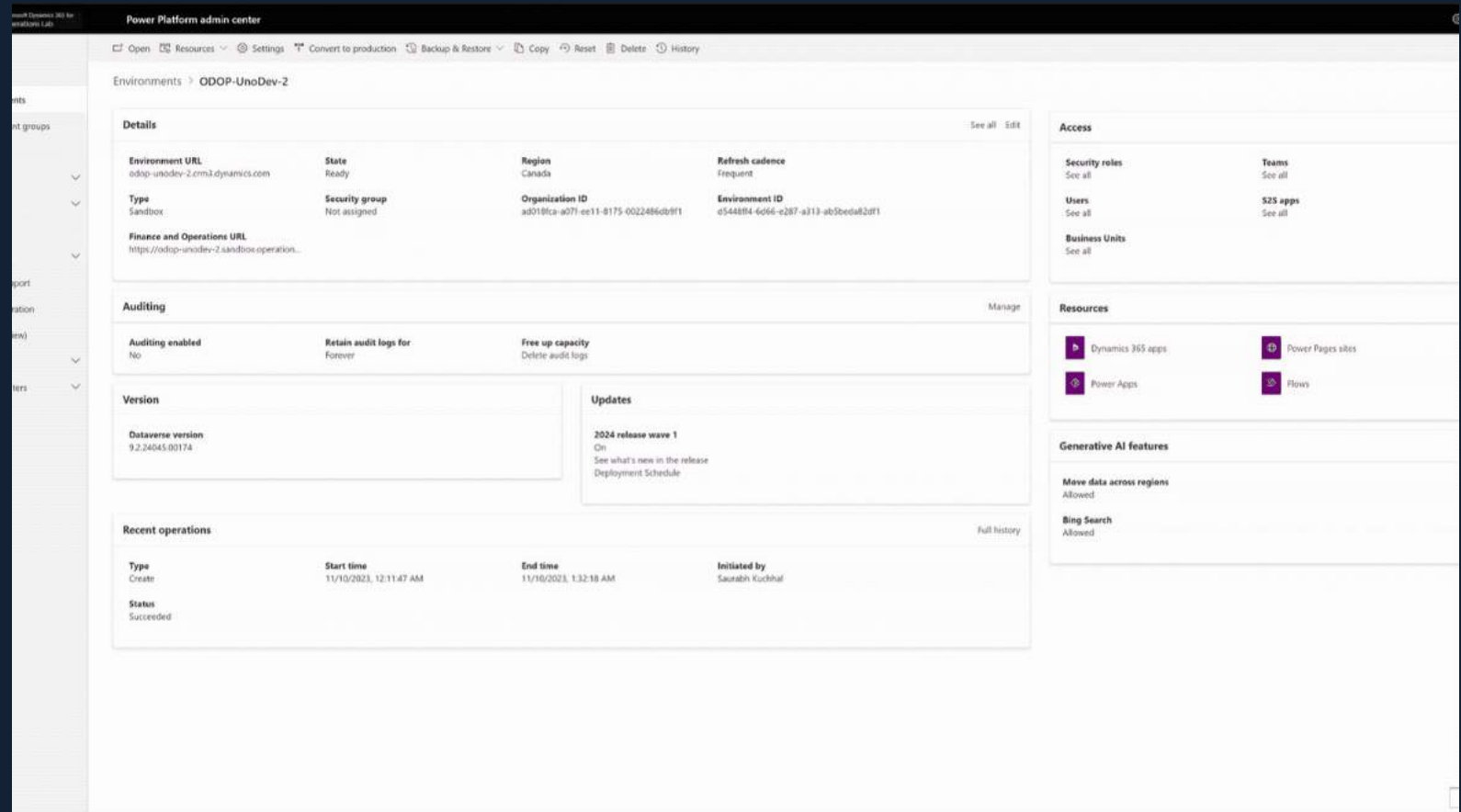


Delete Env to recover storage capacity

Sign in to <https://admin.powerplatform.microsoft.com>

Select an environment and then select Delete.

The URL of a deleted environment can't be used again for another environment until at least 24 hours have passed since the environment deletion.



Delete an environment in Power Platform admin center

App Management

Saurabh

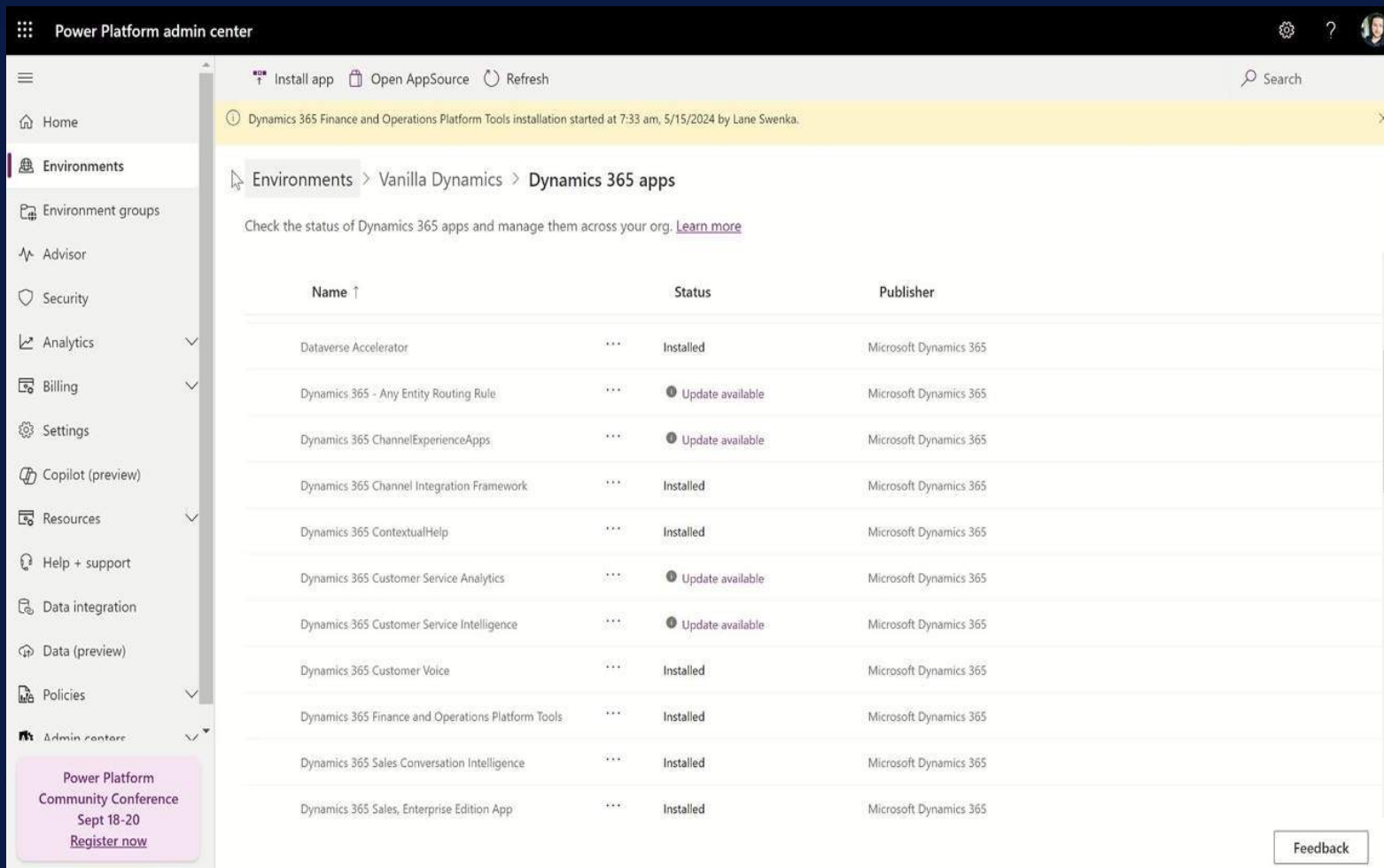


Validate / Create Dataverse Environment

- Create New Environment, provide Name, Type as Sandbox
- Add a Dataverse data store -> Yes
- Enable Dynamics 365 apps -> Yes
- Select appropriate Security Group

Install App

- Install app “Dynamics 365 Finance and Operations Platform Tools” under Dynamics 365 apps
- Install app “Dynamics 365 Finance and Operations Provisioning App” under Dynamics 365 apps
 - Enable Developer Tools for Finance and Operations (mark Yes if creating “Developer” environment)
 - Option to Enable Demo Data
 - Select the version of the Product to be installed



Demo – Install Finance & Operations app via PPAC UI

- Home
- Environments**
- Environment groups
- Advisor
- Analytics
- Billing
- Settings
- Resources
- Help + support
- Data integration
- Data (preview)
- Policies
- Admin centers

Environments

An environment is a space to store, manage, and share your organization's business data, apps, chatbots, and flows. When an environment is managed, it allows you greater visibility and control.

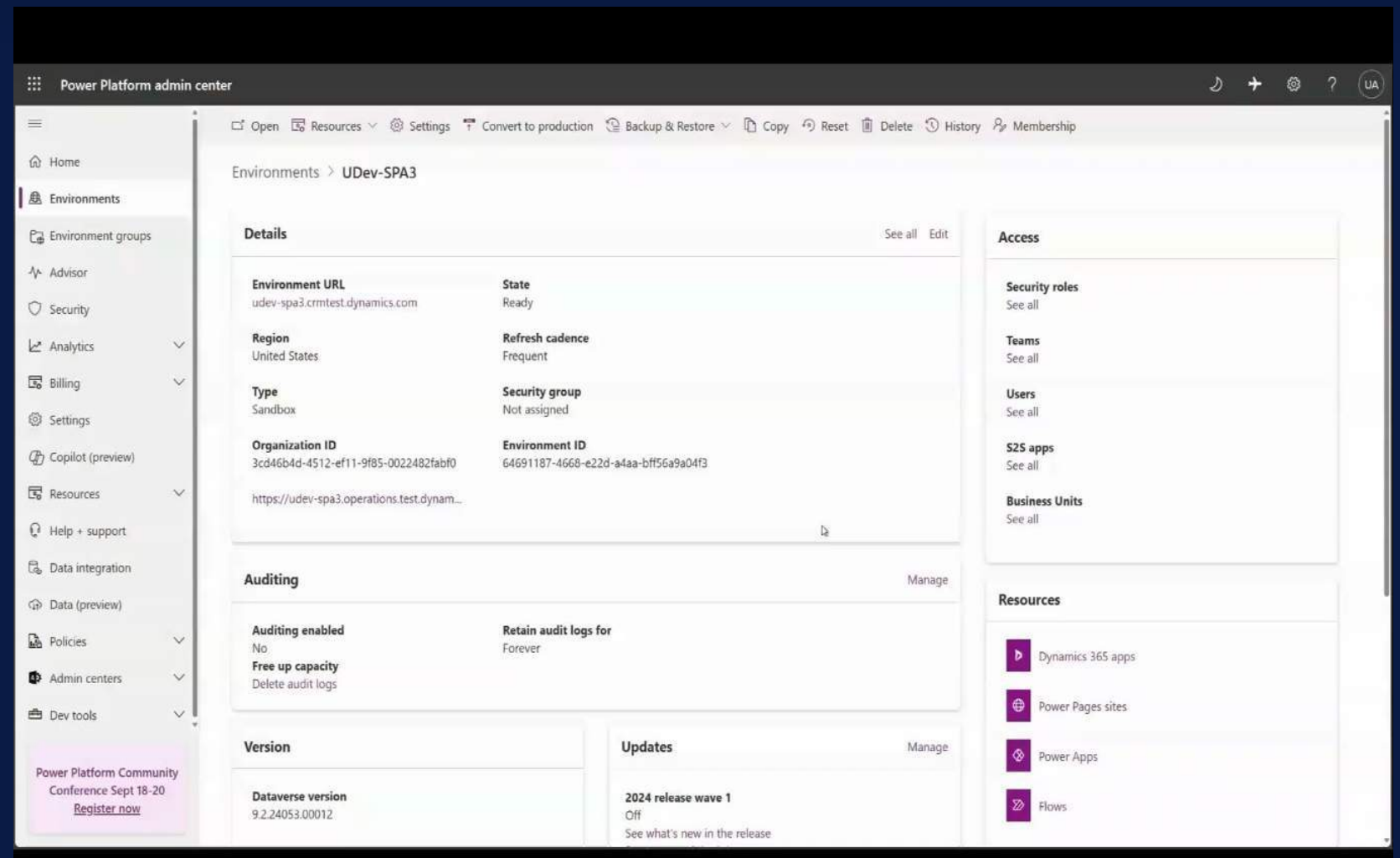
Environment		Type	State	Dataverse	Managed	Region
ODOP - MRDev	...	Sandbox	Ready	Yes	Yes	United States
ODOP-UnoDev-2	...	Sandbox	Ready	Yes	No	Canada
ODOP-UnoDev-1	...	Sandbox	Ready	Yes	No	Canada
MWODOPDev1	...	Sandbox	Ready	Yes	No	Canada
ODOP-UnoDev-3	...	Sandbox	Ready	Yes	Yes	United States
odop-newenv	...	Sandbox	Ready	Yes	No	United States
odop-linked	...	Sandbox	Ready	Yes	No	United States
skodop01	...	Sandbox	Ready	Yes	No	United States
odop-non-linked2	...	Production	Ready	Yes	No	United States

Manage App

- Go to Environment -> Dynamics 365 Apps
- Find app “Dynamics 365 Finance and Operations Provisioning App”
- Select “**Manage**” via click on “...”
- Select the version of the Product to be installed

Review Operation History

- Go to Environment URL -> “Finance and Operation Package Manager” app
- Select “Operation History” under Management section
- Find Status, Description as well Log zip file



Resources

[Unified admin experience for finance and operations apps \(preview\) - Power Platform | Microsoft Learn](#)

[Tutorial: Provision a new environment with an ERP-based template \(preview\) - Power Platform](#)

[Tutorial: Install the Finance and Operations Provisioning App \(preview\) - Power Platform | Microsoft Learn](#)

[Unified developer experience for finance and operations apps \(preview\) - Power Platform | Microsoft Learn](#)

[Tutorial: Copy a Lifecycle Services environment to a unified environment \(preview\) - Power Platform](#)

[Delete an environment in Power Platform admin center](#)

[Viva Engage : Dynamics 365 and Power Platform Preview Programs : Unified Admin and Developer Experiences](#)

[Unified admin trials \(preview\) - Power Platform | Microsoft Learn](#)



QUESTIONS

Dankie Faleminderit **Shukran** Chnorakaloutioun Hvala Blagodaria
Děkuji **Tak** Dank u **Tānan** Kiitos **Merci** Danke Ευχαριστώ A dank
Mahalo הודות. **Dhanyavād** Köszönöm Takk Terima kasih **Grazie** Grazzi

Thank you!

감사합니다 Paldies Choukrane Aċiū Благодарам ありがとうございます
谢谢 Баярлалаа **Dziękuję** Obrigado Mulțumesc **Спасибо** Ngiyabonga
Ďakujem **Tack** Nandri Kop khun Teşekkür ederim Дякую Хвала Diolch