


What's New in Dynamics 365 Supply Chain Management – Wave 1 2024 Edition

Presenter: Nicole Joyce
Senior FastTrack Solution Architect

Moderator: Ashley Desiongco
Senior FastTrack Solution Architect





What kind of mountain
can you *not* climb?

Agenda

- Keeping up with new features
- Feature highlights from Wave 1 2024
- Deprecated features
- Q&A

Keeping up with new features

New feature release process

2 waves per year
(dates are version GA)

- **Wave 1: April – September**
- Wave 2: October – March

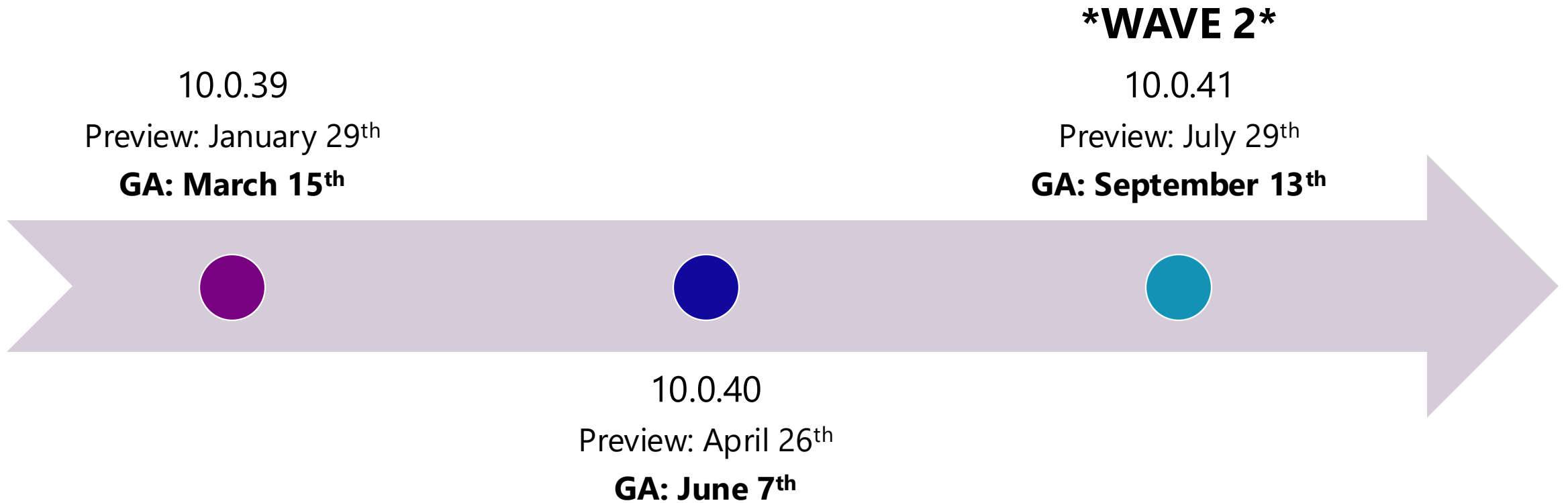
4* service updates
(versions) per year

- Recently updated from 7 updates/year
- Additional auto-update window introduced

1* pause update
allowed

- Allowable consecutive pauses reduced from 3 to 1

Wave 1 release timeline



Resources

Release Plans

**Announces each
wave**

What's new or changed

**Announces each
version**

Blogs

**Summarizes wave
and version
releases**

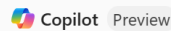
TechTalks

**Deep dives on
features after
releases**

Feature highlights

Output General

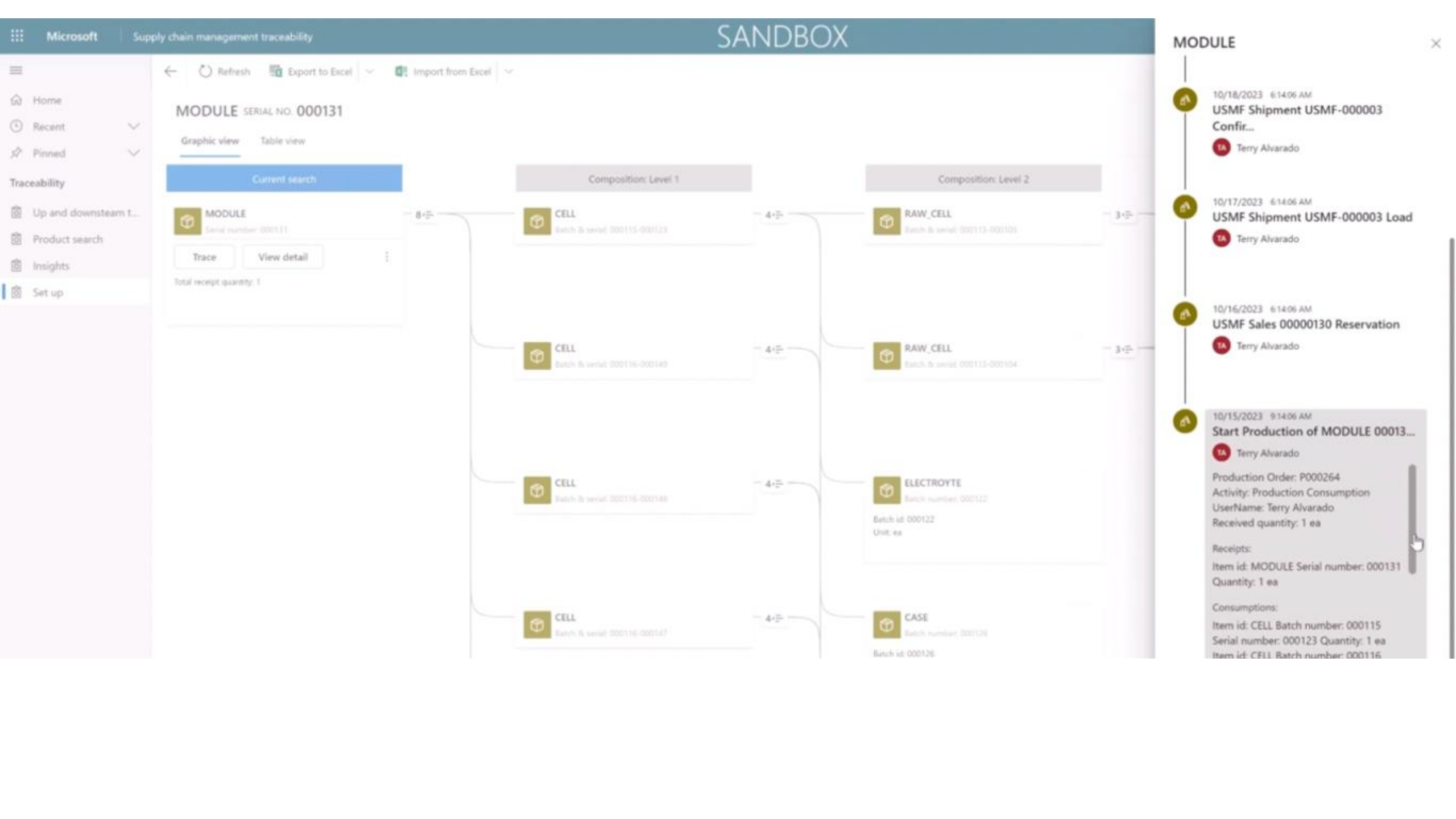
 Add data



1. The demand for **Store 3** has decreased by **26%** or **-11638 units**.
2. The demand for **Store 2** has decreased by **24%** or **-7859 units**.
3. The demand for **Distribution center** has decreased by **24%** or **-6991 units**.
4. The demand for **Store 1** has decreased by **23%** or **-5461 units**.
5. The demand for **Store 4** has decreased by **23%** or **-4504 units**.

👍 ⚡

Time Series values		2. The demand for Store 2 has decreased by 24% or -7859 units . 3. The demand for Distribution center has decreased by 24% or -6991 units . 4. The demand for Store 1 has decreased by 23% or -5461 units . 5. The demand for Store 4 has decreased by 23% or -4504 units .										ad		Group by		Filter totals		+ Add data		Edit			
Warehouse Location Name						Feb'2024		Mar'2024		Apr'2024		May'2024		Jun'2024		Jul'2024							
Distribution center		AI-generated content may be incorrect. Terms						15,546		▲ 19,148		▲ 21,385		▲ 22,933		— 23,522		— 29,640					
Store 1		Demand Plan 2024		197,000		▲ 12,172		▲ 12,191		▲ 15,167		▲ 16,893		▲ 18,310		— 18,568		— 23,440					
Store 2		Demand Plan 2024		279,764		▲ 17,206		▲ 17,471		▲ 21,477		▲ 23,979		▲ 25,787		▲ 26,595		— 33,300					
Store 3		Demand Plan 2024		368,984		▼ 25,452		▼ 26,232		▼ 23,690		▼ 28,430		▼ 35,566		▼ 30,057		▼ 43,600					





Associate



P000123



D8101 Speaker



Search



D8101

Speaker

SN 7827822_2872

...



D81011

Tweeter M8101

3.32

SN 9188871_1132

...



D81012

Bass unit M8101

3.42

SN 4444771_4567

...



D81013

BT control M8101

3.52



2 of 3



Undo



Redo



Reset
all



Supervisor
access



Instructions



Expand
BOM



Associate
manually



Cancel



OK

Fundamentals

Inventory &
logistics

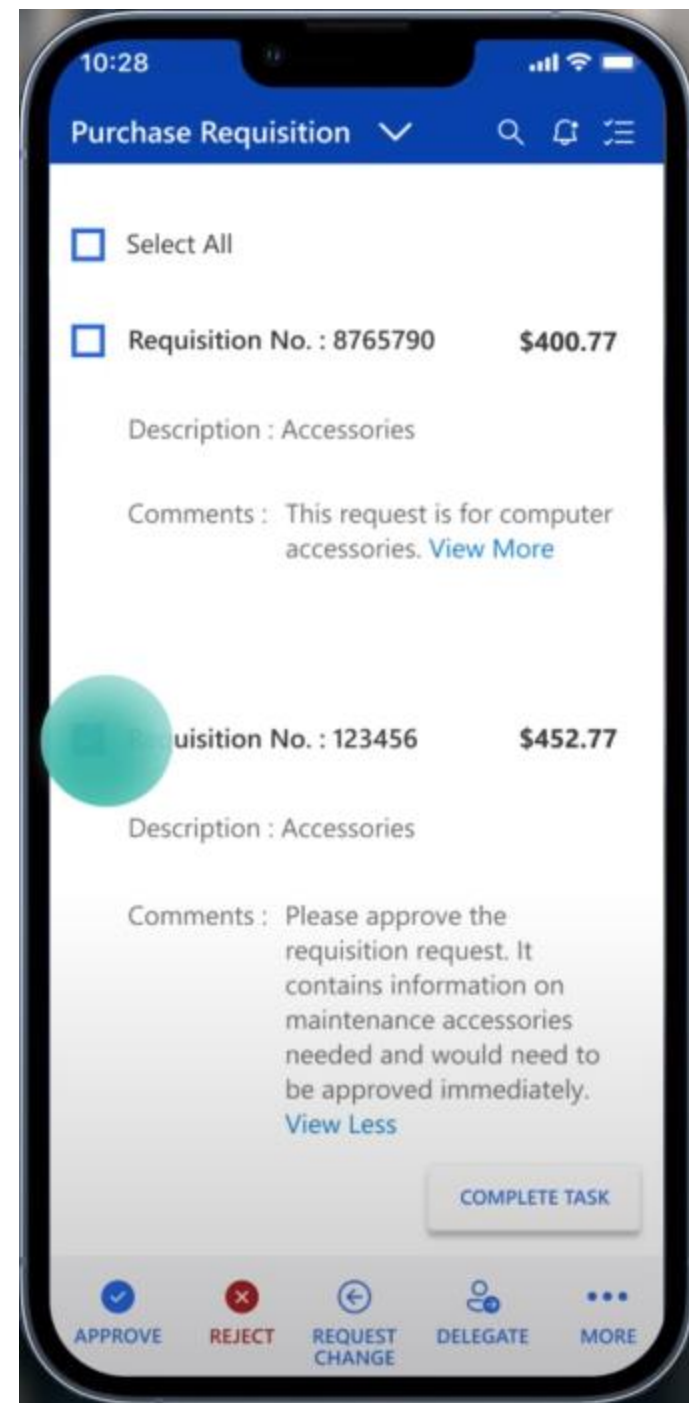
Supply Chain
Traceability
(preview)

Manufacturing
& asset
management

Track and
trace serial
and batch

Procurement

Approve POs
via mobile
app



Finance and Operations Preview

Search for a page

SaveNewDelete

Sales orderSellManagePick and packInvoiceCommerceGeneralWarehouseTransportationCredit managementOptions

CreateChargesTax

Credit noteMaintain chargesAllocate chargesSales tax

Confirmed delivery datesMultiline discountTotal discount

CalculateSupplementary itemsTiered chargesRecalculate

Recalculate line marginsRemove price lock

GenerateConfirm sales orderPro forma confirmation

Confirm nowCheck export control

ProcessEvent kanbans

ApplyService agreement

SalesQuot

Sales order | My view

000861 : Forest Wholesales

LinesHeader

Sales order header

DELIVERY ADDRESS

Name

Forest Wholesales

Delivery address

Forest Wholesales

Address

123 White Road
Los Angeles, CA 90004
USA

DELIVERY DATE

Requested ship date

3/26/2023

Requested receipt date

3/27/2023

Simulate delivery dates

Confirmed ship date

Confirmed receipt date

REFERENCES

Customer reference

Customer requisition

DISCOUNTS

Total discount %

0.00

WAREHOUSE

Release status

Open

Sales order lines

+ Add line+ Add linesAdd productsRemove

Sales order lineFinancialsInventoryProduct and supplyUpdate lineWarehouseRetail

		T...	Variant number	Item number	Product name	Sales category	CW quantity	CW unit	Quantity	Unit	Delivery type	CW deliver...	Adju
				MGCR1	Magnetic Gyrocompasse ...				1.00	ea	Stock		

Line details

Standard view

Check export control

Purpose

Sales

Lines

ID: 1, Quantity: 1.00, Description: MGCR1

EAR: 6A991 (0.00%)

Restriction: Licenses Required

Licenses

Errors

Licenses are required for US EAR

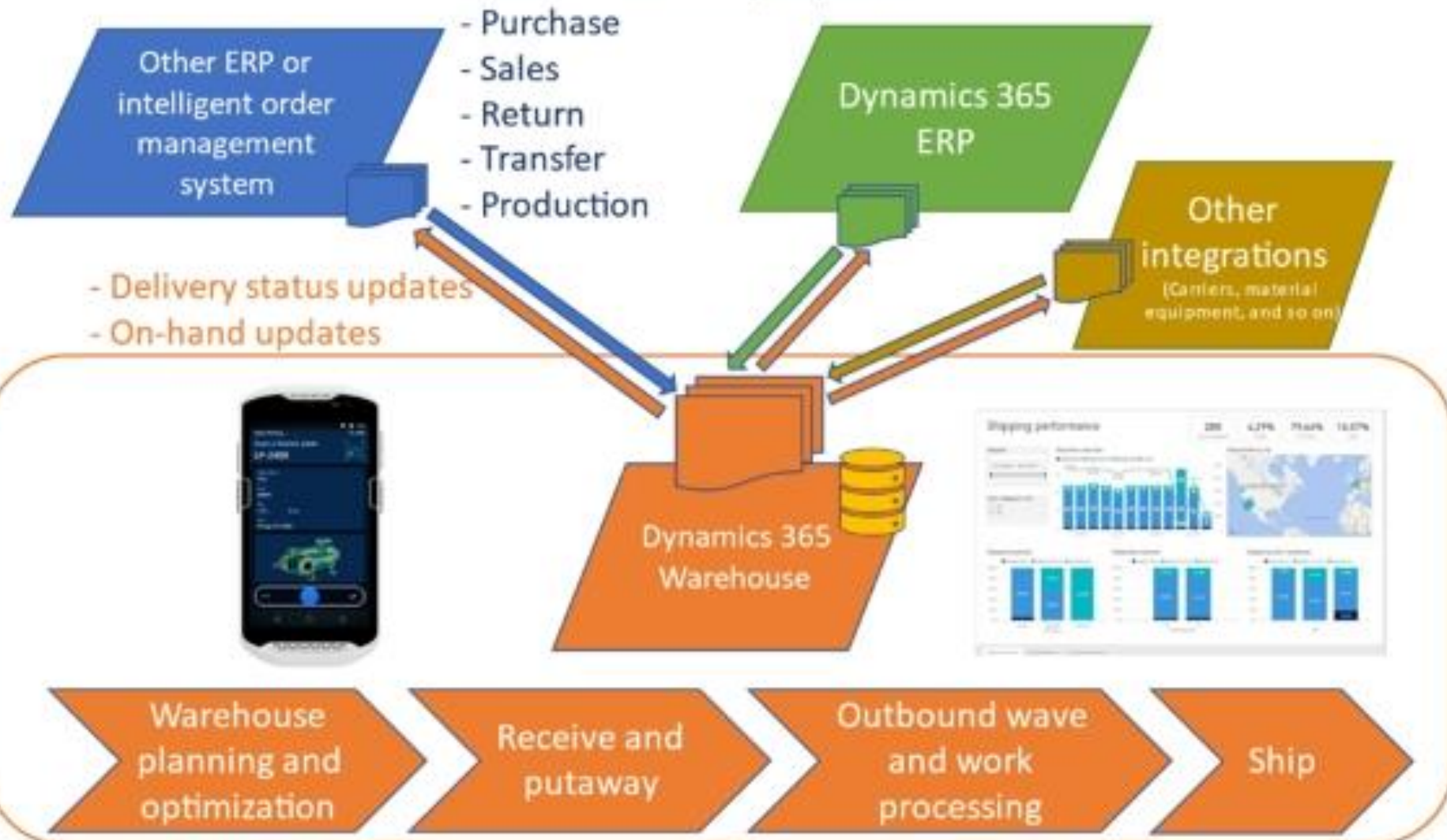
Warnings

Information

Close

Cancel

- Master data (including products)
- Inbound/outbound delivery requests



Deprecated features

Service-based authentication for WMA

What is it?

- Current authentication method for warehouse mobile devices

Why are we deprecating it?

- For improved security

What do I do next?

- Switch to the new user-based authentication method

Load planning workbench

What is it?

- The combined *Load planning workbench* form


Why are we deprecating it?

- For performance

What do I do next?

- Start using the split Inbound and Outbound load planning forms

Q&A

A wicker laundry basket is overflowing with laundry, including a dark hoodie, a blue and white checkered shirt, and various other clothes. More laundry is scattered on the floor in the foreground. The background shows a white wall and a dark door.

A mountain of laundry!

We'd love to hear your feedback on today's session and what you would like to see in future events.

Please scan the QR code to take a short survey.

**What's new in Supply Chain
Management - Wave 1 2024 edit
ion (DTV066EXT2)**



Thank you!

