

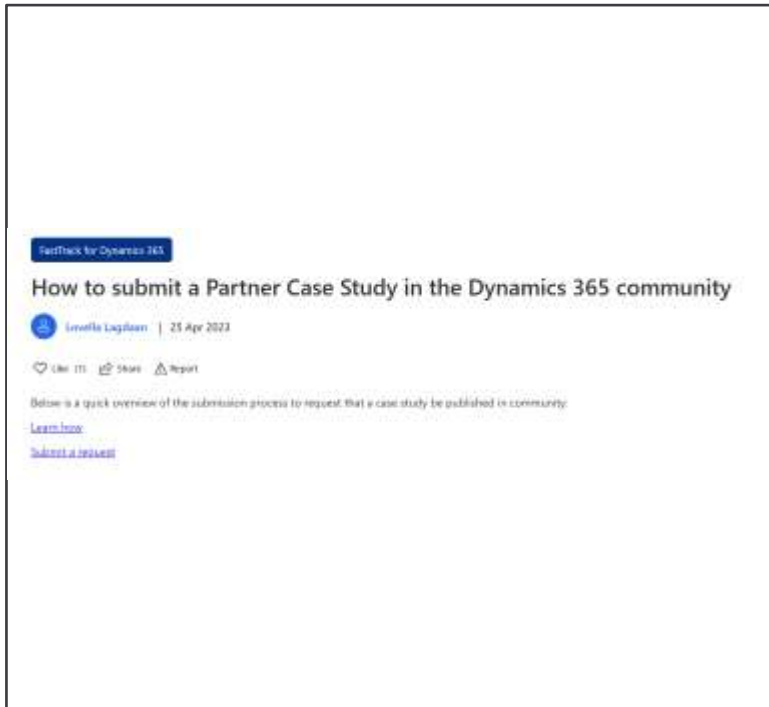
Microsoft Dynamics 365 Partner Case Studies

Dynamics 365 Customer and Partner Success team
01/17/2024

Qualification to Post

Partners must be a [*Solutions Partner for Business Applications*](#) with at least 2 associated Dynamics 365 deployments to qualify to publish their Dynamics 365 customer success stories on our community portal. **Also** ensure your delivery team has completed the ***Success by Design training***.

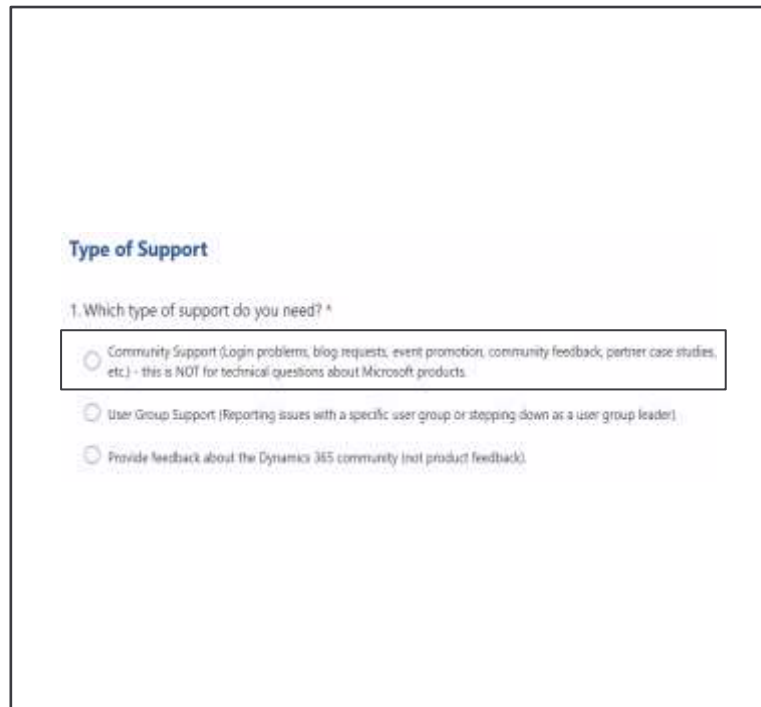
How to post your case study: Questions 1-6



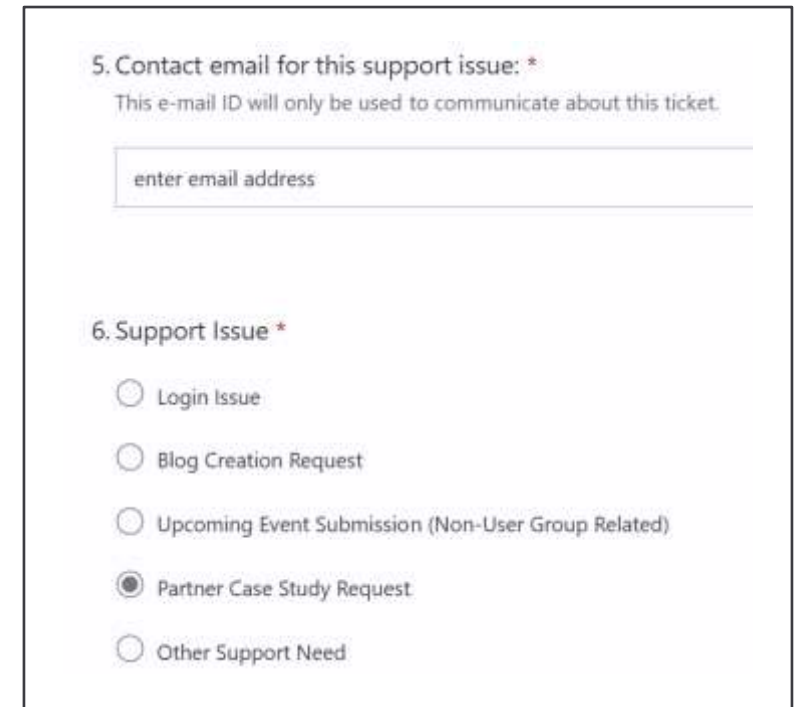
Navigate to:

<https://aka.ms/D365PartnerCaseStudies>

Click on the Submit a Request button



Choose option 1



5. Enter email where you can be contacted if necessary

6. Choose "Partner Case Study Request"

How to post your case study: Questions 7-14

Partner Case Study Submission

Partners must be a **Solutions Partner for Business Applications** with at least 2 associated Dynamics 365 deployments to qualify to publish their Dynamics 365 customer success stories on our community portal.
Also ensure your delivery team has completed the **Success by Design training**.

7. Has your company attained the Solutions Partner designation for Business Applications? *

☒ Yes

☐ No

8. Has your delivery team completed the Success by Design training? *

☒ Yes

☐ No

Must be able to answer yes to 7. and 8. to continue

9. Case Study Title *

Brief one line title

10. Case Study Description *

Summary of your story (limit 4,000 characters) - content shown may be a shorter version of the full story, the link for which will be displayed to readers.

9. Title of the case study for tile and case study page

10. Summary only of case study as full link will be provided for viewers

11. What is the industry of your customer? *

☐ Agriculture

☐ Financial Services

☐ Healthcare

☐ Information Technology

☐ Manufacturing

☐ Retail

☐ Services

☐ Telecommunications

☐ Transportation

☐ Utilities

12. What is the size of your customer? *

☐ 1-99

☐ 100-499

☐ 500-999

☐ 1000+

13. What is the region of the customer? *

☐ Europe

☒ North America

☐ Asia

☐ Middle East

☐ South America

☐ Oceania

☐ Africa

☐ Central America and the Caribbean

14. Which country in the North America region? *

☒ United States

☐ Canada

☐ Mexico

11. Choose the industry of your customer

12. Choose the size of your customer

13. Choose regions which will then have you choose the country in 14.

How to post your case study: Questions 15-17

15. Which products were implemented? *

Please select all that apply

- ☐ Dynamics 365 Sales
- ☐ Dynamics 365 Field Service
- ☐ Dynamics 365 Customer Service
- ☐ Dynamics 365 Customer Insights
- ☐ Dynamics 365 Marketing
- ☐ Dynamics 365 Project Operations
- ☐ Viva Sales
- ☐ Dynamics 365 Finance
- ☐ Dynamics 365 Supply Chain Management

15. Choose all products that apply

16. What is the URL to your existing case study external page? *

Enter your answer

16. Provide the URL to the full case study

17. Other case study details:

Include any other details about the case study if necessary. If you have a 600px wide by 400px high image to display on the post, send it to dfcommed@microsoft.com and reference the title of the case study.

Enter your answer

17. Provide any other information
Email image that will display on tile and with story summary

What's Next

- Once you have submitted your case study, it will be reviewed and posted
- If there are any questions, you will be contacted
- If you have any questions please email [Dynamics 365 Customer and Partner Success team](#)

