

# Dynamics 365 for Finance and Operations: Integration

## WorkshopPLUS

**Duration:** 3 Day | **Focus Area:** Business/IT Alignment **Level:** 300

The Dynamics 365 for Finance and Operations Integration WorkshopPLUS is a three-day course designed for Dynamics 365 for Finance and Operations architects, developers, and administrators who are responsible for designing, developing, and monitoring integrations.


In this course, you will learn about the different data integration strategies available including when and how to use them. You will gain experience importing and exporting data synchronously and asynchronously. You will also learn about data entities, integration security, data integration APIs, and how to export data to an external database.

### OUTCOMES




#### Skills

Gain a deeper understanding of integration options and how to use them to exchange data with external systems.



#### Best Practices

Learn the integration best practices that help you create the most effective solutions for your integration scenarios.



#### Way Forward

Use what you've learned to design and implement better integrations.

### PREREQUISITES

Participants that have solution design and development experience will get the most value out the training.



#### Recommended Qualifications

- Previous experience with Dynamics 365 for Finance and Operations
- A basic understanding of development in X++ and integration design patterns.



#### Hardware Requirements

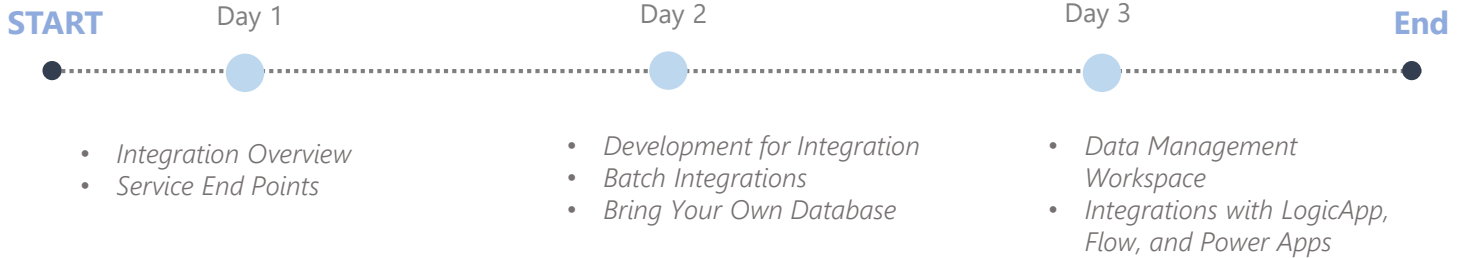
- An Intel Core-i5-based PC
- 4 GB RAM
- 128 GB HDD
- Windows 7 SP1 or later
- Internet access with at least 1 Mbps bandwidth per student

---

## AGENDA

---

Duration: 3 days



---

## SYLLABUS

---

### Module 1: Integration Overview

- Integration scenarios and strategies
- Changes between Dynamics AX and Dynamics 365 for Finance and Operations

### Module 2: Service End Points

- Authentication
- OData services

### Module 3: Development for Integration

- Data entity architecture and development
- Validation and defaults
- Composite entities

### Module 4: Batch Integrations

- Data Management API
- Recurring integrations

### Module 5: Bring Your Own Database (BYOD)

- Exporting data to BYOD
- Change tracking with BYOD

### Module 6: Integrations with Logic App, Flow, and Power Apps

- Setup integrations using Logic App, Flow, and Power Apps

### Module 7: Data management configuration

- General data management configuration and templates

**NEXT STEPS:** If you are interested in any of the following for your organization, please contact your Microsoft Account Representative:

- WorkshopPLUS - Dynamics 365 for Finance and Operations: Administration and Troubleshooting
- WorkshopPLUS - Dynamics 365 for Finance and Operations: Development
- Dynamics 365 for Finance and Operations: Business Intelligence Hands on Lab